



Iowa Core Summary Report 2013-2014

Iowa City CSD
(3141)



Iowa Testing Programs

Overview

This summary provides student achievement information for your district on the *Iowa Assessments* for the 2013-2014 school year.

- **Growth** results show progress of students across grades and compares your students with those in your AEA region and state.
- **Proficiency** results show the performance of grade groups and compares your students to the AEA region and state.
- **Iowa Core** results show how your students perform on major domains of the Iowa Core in Reading and Mathematics.

Figure 1
Reading: Average NSS by Grade
Iowa City CSD: 2013-2014

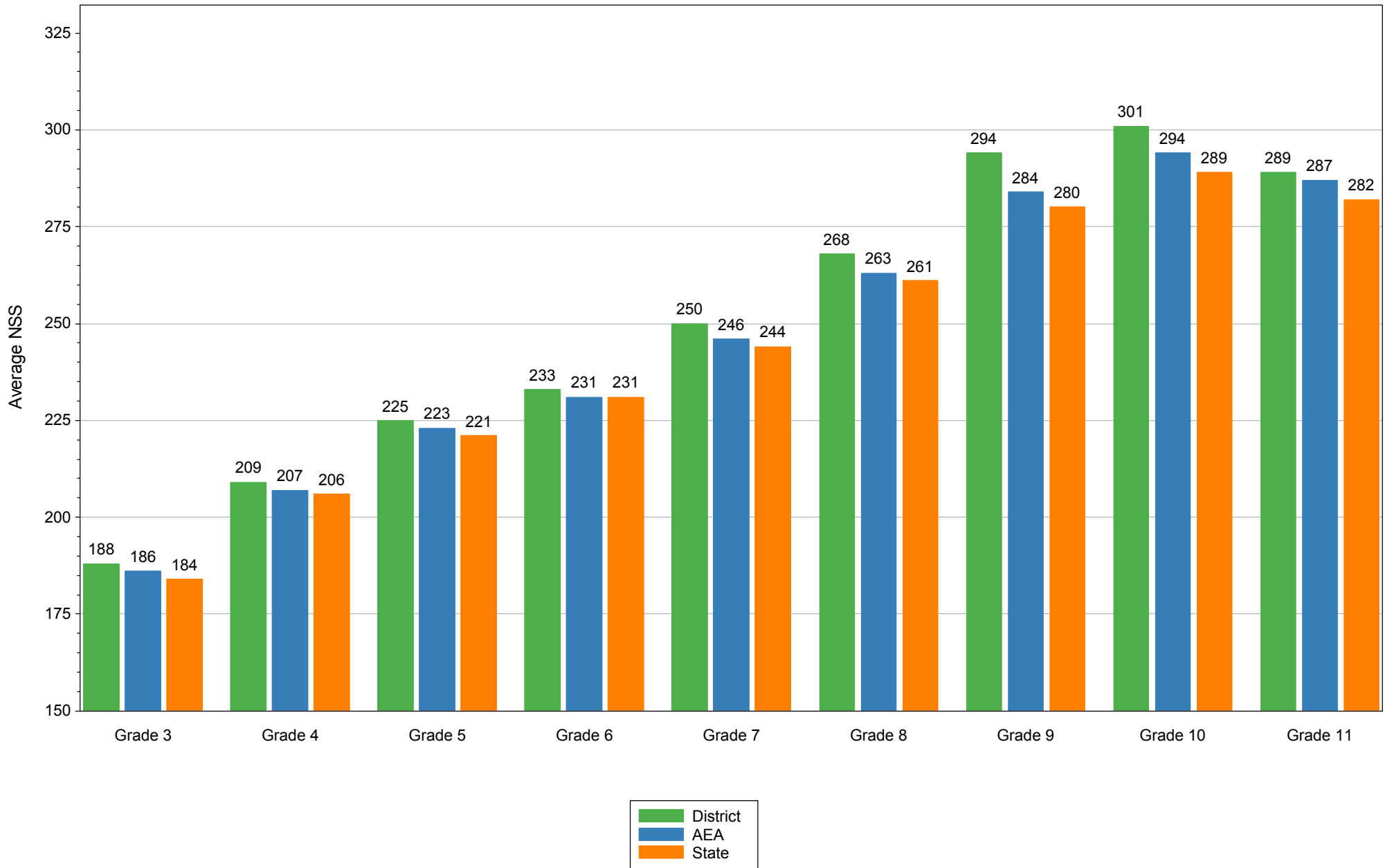


Figure 2
Reading: Percent Proficient by Grade
Iowa City CSD: 2013-2014

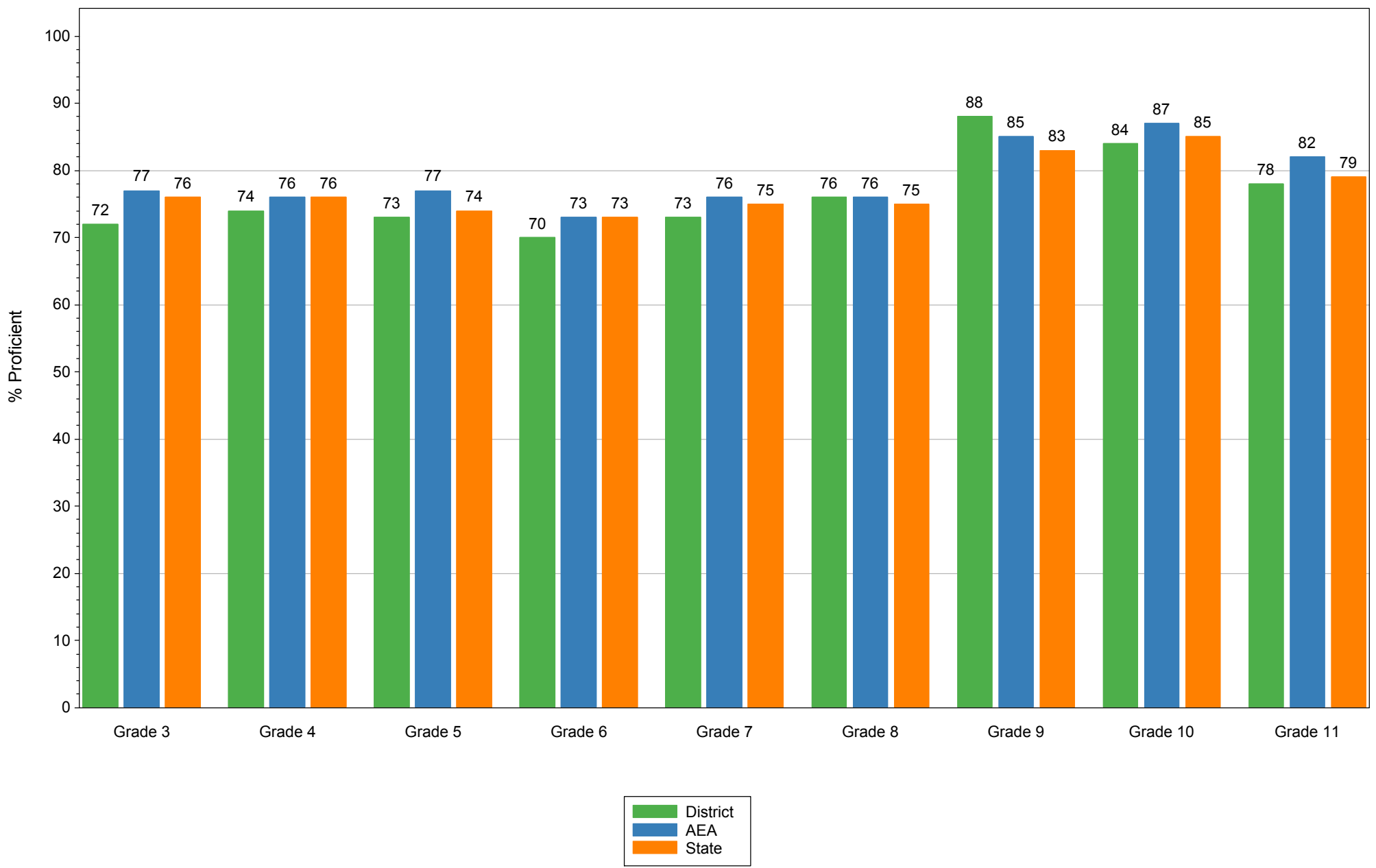


Figure 3
Mathematics: Average NSS by Grade
Iowa City CSD: 2013-2014

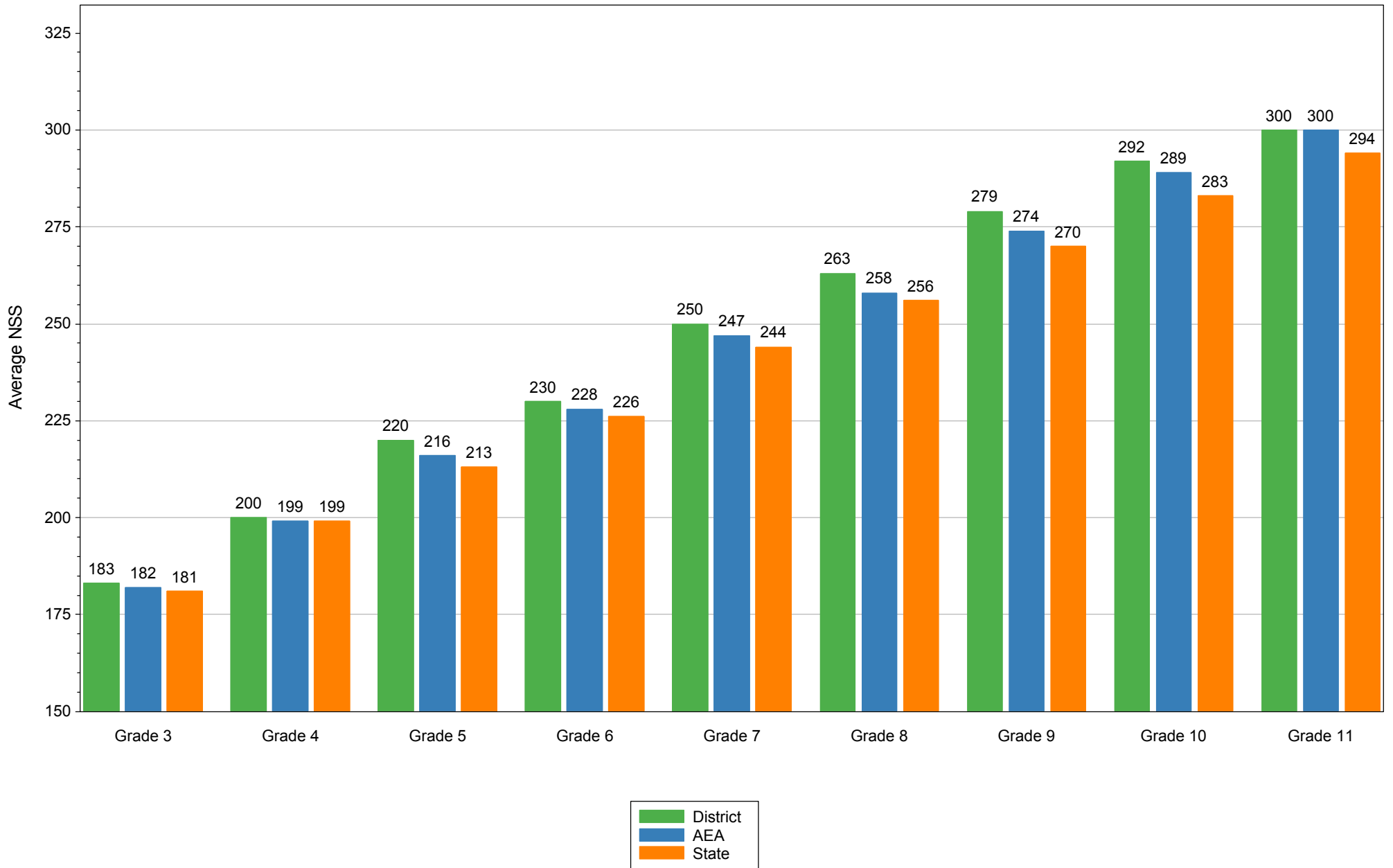


Figure 4
Mathematics: Percent Proficient by Grade
Iowa City CSD: 2013-2014

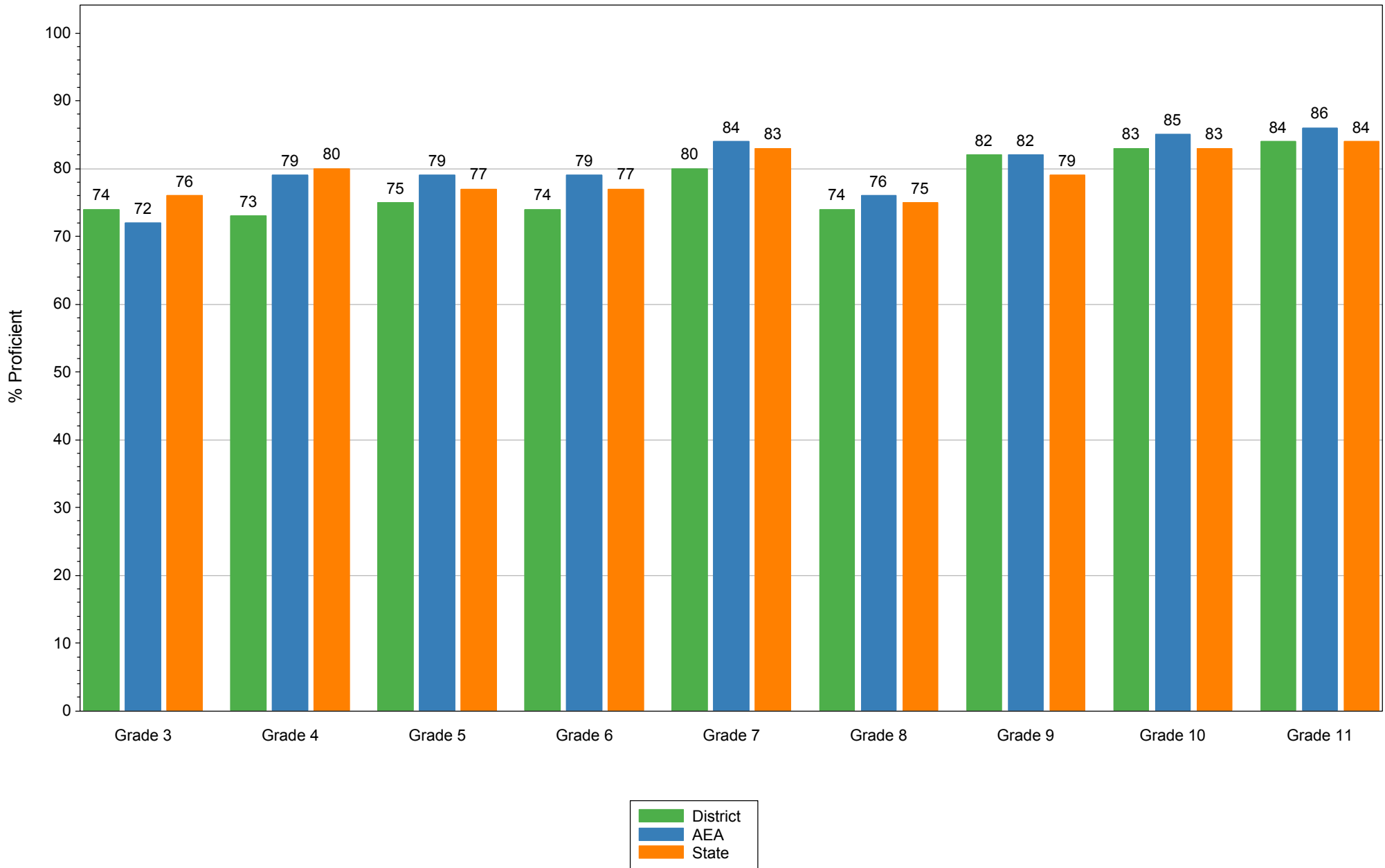


Table 1
Domain Performance in Reading on the Iowa Core: Grades 3-8
Iowa City CSD: 2013-2014

Iowa Core: Reading									
Grade 3 (n=962)					Grade 4 (n=1021)				
<i>Domain</i>	# of <i>Points</i>	<i>Percent Correct</i>			<i>Domain</i>	# of <i>Points</i>	<i>Percent Correct</i>		
		<i>District</i>	<i>AEA</i>	<i>Iowa</i>			<i>District</i>	<i>AEA</i>	<i>Iowa</i>
Key Ideas & Details	28	63%	69%	68%	Key Ideas & Details	26	65%	68%	68%
Craft & Structure	11	57%	61%	60%	Craft & Structure	12	61%	66%	66%
Integration of Knowledge & Ideas	02	62%	71%	71%	Integration of Knowledge & Ideas	04	60%	64%	64%
Total	41				Total	42			
Grade 5 (n=931)					Grade 6 (n=916)				
<i>Domain</i>	# of <i>Points</i>	<i>Percent Correct</i>			<i>Domain</i>	# of <i>Points</i>	<i>Percent Correct</i>		
		<i>District</i>	<i>AEA</i>	<i>Iowa</i>			<i>District</i>	<i>AEA</i>	<i>Iowa</i>
Key Ideas & Details	24	63%	68%	65%	Key Ideas & Details	25	64%	68%	67%
Craft & Structure	15	66%	69%	66%	Craft & Structure	16	66%	68%	68%
Integration of Knowledge & Ideas	04	63%	66%	63%	Integration of Knowledge & Ideas	03	55%	57%	56%
Total	43				Total	44			
Grade 7 (n=966)					Grade 8 (n=925)				
<i>Domain</i>	# of <i>Points</i>	<i>Percent Correct</i>			<i>Domain</i>	# of <i>Points</i>	<i>Percent Correct</i>		
		<i>District</i>	<i>AEA</i>	<i>Iowa</i>			<i>District</i>	<i>AEA</i>	<i>Iowa</i>
Key Ideas & Details	27	66%	67%	66%	Key Ideas & Details	27	69%	69%	69%
Craft & Structure	14	65%	67%	66%	Craft & Structure	15	67%	67%	67%
Integration of Knowledge & Ideas	04	61%	61%	58%	Integration of Knowledge & Ideas	04	74%	73%	72%
Total	45				Total	46			

Table 2
Domain Performance in Reading on the Iowa Core: Grades 9-11
Iowa City CSD: 2013-2014

Iowa Core: Reading									
Grade 9 (n=895)					Grade 10 (n=875)				
<i>Domain</i>	<i># of Points</i>	<i>Percent Correct</i>			<i>Domain</i>	<i># of Points</i>	<i>Percent Correct</i>		
		<i>District</i>	<i>AEA</i>	<i>Iowa</i>			<i>District</i>	<i>AEA</i>	<i>Iowa</i>
Key Ideas & Details	21	71%	68%	67%	Key Ideas & Details	23	67%	66%	63%
Craft & Structure	16	71%	68%	66%	Craft & Structure	13	74%	72%	69%
Integration of Knowledge & Ideas	03	72%	68%	65%	Integration of Knowledge & Ideas	04	76%	74%	71%
Total	40				Total	40			

Grade 11 (n=840)				
<i>Domain</i>	<i># of Points</i>	<i>Percent Correct</i>		
		<i>District</i>	<i>AEA</i>	<i>Iowa</i>
Key Ideas & Details	24	64%	65%	62%
Craft & Structure	12	67%	69%	67%
Integration of Knowledge & Ideas	04	61%	60%	58%
Total	40			

Table 3
Domain Performance in Mathematics on the Iowa Core: Grades 3-8
Iowa City CSD: 2013-2014

Iowa Core: Mathematics									
Grade 3 (n=977)					Grade 4 (n=1027)				
<i>Domain</i>	# of Points	<i>Percent Correct</i>			<i>Domain</i>	# of Points	<i>Percent Correct</i>		
		<i>District</i>	<i>AEA</i>	<i>Iowa</i>			<i>District</i>	<i>AEA</i>	<i>Iowa</i>
Operations & Algebraic Thinking	14	61%	61%	64%	Operations & Algebraic Thinking	17	61%	68%	69%
Number & Operations in Base 10	06	56%	57%	59%	Number & Operations in Base 10	08	60%	66%	65%
Number & Operations - Fractions	02	65%	66%	69%	Number & Operations - Fractions	02	59%	64%	62%
Measurement & Data	22	63%	60%	64%	Measurement & Data	22	64%	69%	70%
Geometry	06	54%	53%	56%	Geometry	06	57%	56%	56%
Total	50				Total	55			
Grade 5 (n=941)					Grade 6 (n=924)				
<i>Domain</i>	# of Points	<i>Percent Correct</i>			<i>Domain</i>	# of Points	<i>Percent Correct</i>		
		<i>District</i>	<i>AEA</i>	<i>Iowa</i>			<i>District</i>	<i>AEA</i>	<i>Iowa</i>
Operations & Algebraic Thinking	15	64%	68%	66%	Ratios & Proportional Relationships	05	49%	51%	50%
Number & Operations in Base 10	11	61%	63%	61%	The Number System	19	58%	62%	61%
Number & Operations - Fractions	02	55%	58%	56%	Expressions & Equations	09	59%	64%	63%
Measurement & Data	23	68%	70%	69%	Geometry	14	56%	58%	58%
Geometry	09	54%	57%	57%	Statistics & Probability	09	63%	63%	62%
					Mathematical Practice, Measurement	09	67%	71%	70%
Total	60				Total	65			
Grade 7 (n=969)					Grade 8 (n=929)				
<i>Domain</i>	# of Points	<i>Percent Correct</i>			<i>Domain</i>	# of Points	<i>Percent Correct</i>		
		<i>District</i>	<i>AEA</i>	<i>Iowa</i>			<i>District</i>	<i>AEA</i>	<i>Iowa</i>
Ratios & Proportional Relationships	09	62%	63%	62%	The Number System	16	59%	60%	61%
The Number System	17	61%	63%	62%	Expressions & Equations	20	64%	63%	62%
Expressions & Equations	10	69%	65%	62%	Functions	02	56%	51%	50%
Geometry	15	53%	54%	52%	Geometry	17	54%	52%	51%
Statistics & Probability	10	50%	52%	50%	Statistics & Probability	12	63%	64%	63%
Mathematical Practice, Measurement	09	69%	72%	70%	Mathematical Practice, Measurement	08	59%	57%	55%
Total	70				Total	75			

Table 4
Domain Performance in Mathematics on the Iowa Core: Grades 9-11
Iowa City CSD: 2013-2014

Iowa Core: Mathematics									
Grade 9 (n=901)					Grade 10 (n=877)				
<i>Domain</i>	<i># of Points</i>	<i>Percent Correct</i>			<i>Domain</i>	<i># of Points</i>	<i>Percent Correct</i>		
		<i>District</i>	<i>AEA</i>	<i>Iowa</i>			<i>District</i>	<i>AEA</i>	<i>Iowa</i>
Number & Quantity	17	52%	52%	50%	Number & Quantity	14	54%	55%	52%
Algebra	07	55%	53%	48%	Algebra	09	61%	58%	53%
Functions	02	62%	59%	56%	Functions	02	60%	56%	51%
Geometry	08	55%	53%	50%	Geometry	08	58%	56%	52%
Statistics & Probability	06	58%	57%	54%	Statistics & Probability	07	59%	59%	56%
Total	40				Total	40			

Grade 11 (n=844)				
<i>Domain</i>	<i># of Points</i>	<i>Percent Correct</i>		
		<i>District</i>	<i>AEA</i>	<i>Iowa</i>
Number & Quantity	12	52%	55%	52%
Algebra	10	59%	60%	55%
Functions	02	59%	49%	43%
Geometry	08	53%	52%	47%
Statistics & Probability	08	60%	63%	59%
Total	40			