

Iowa Growth Report 2016-2017

Iowa City Community Schools
(3141)

Measuring Student Growth with the *Iowa Assessments*

Understanding how student achievement changes and grows over time is extremely important for improving educational outcomes. This report summarizes achievement growth on the *Iowa Assessments* for grades in your district with 10 or more students. All results reflect performance during the 2016-2017 school year.

Gain Scores are a measure of student growth anchored on the National Standard Score (NSS) scale of the *Iowa Assessments*. Average Gain Scores are calculated by subtracting each student's prior-year score from their current-year score and then averaging over all students. The magnitude of a Gain Score indicates how much the group of students has changed, whereas the sign indicates if the change in achievement is positive (signifying improvement) or negative (signifying decline). Table 1 gives the average Gain Scores for Reading, Mathematics, and Science. Graphs of the data are presented in Figures 1-3.

For more information on measuring growth with the *Iowa Assessments* see: Welch, C., Dunbar, S., & Rickels, H. (2016). Measuring Student Growth in Iowa with the *Iowa Assessments*. <https://itp.education.uiowa.edu/ia/documents/Measuring-Student-Growth-in-Iowa-with-the-Iowa-Assessments.pdf>

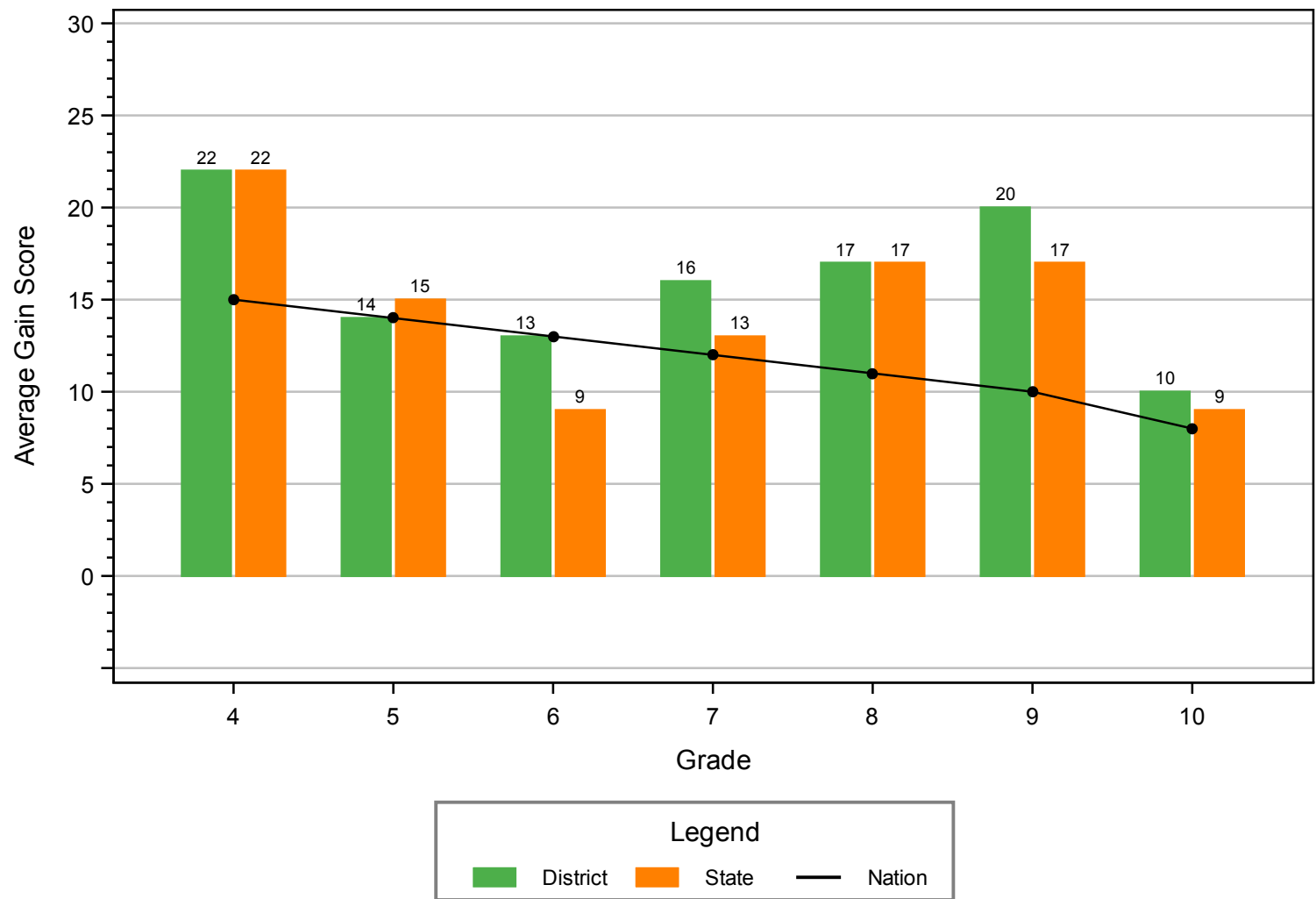
Notes: 1) If it has been more than one year since testing, your scores may be slightly higher. 2) Check to make sure that you are viewing the most current report. Any data changes or additions may not be reflected. If your district splits testing by grade level, this report may be incomplete. 3) Gain Scores in this report were calculated at the individual level. $\text{GainScore} = (\text{NSS_Year2} - \text{NSS_Year1})$.

Table 1
Average Gain Scores for Reading, Mathematics, and Science
Iowa City Community Schools: 2016-2017

<i>Grade</i>	<i>District Size</i>	<i>Reading</i>			<i>Mathematics</i>			<i>Science</i>		
		<i>District</i>	<i>State</i>	<i>Nation</i>	<i>District</i>	<i>State</i>	<i>Nation</i>	<i>District</i>	<i>State</i>	<i>Nation</i>
4	948	22	22	15	17	17	15	21	21	15
5	945	14	15	14	15	14	14	13	10	14
6	884	13	9	13	17	13	13	14	11	13
7	936	16	13	12	17	16	12	21	19	12
8	887	17	17	11	11	11	11	19	17	11
9	856	20	17	10	12	12	10	15	9	10
10	872	10	9	8	12	13	8	12	9	8

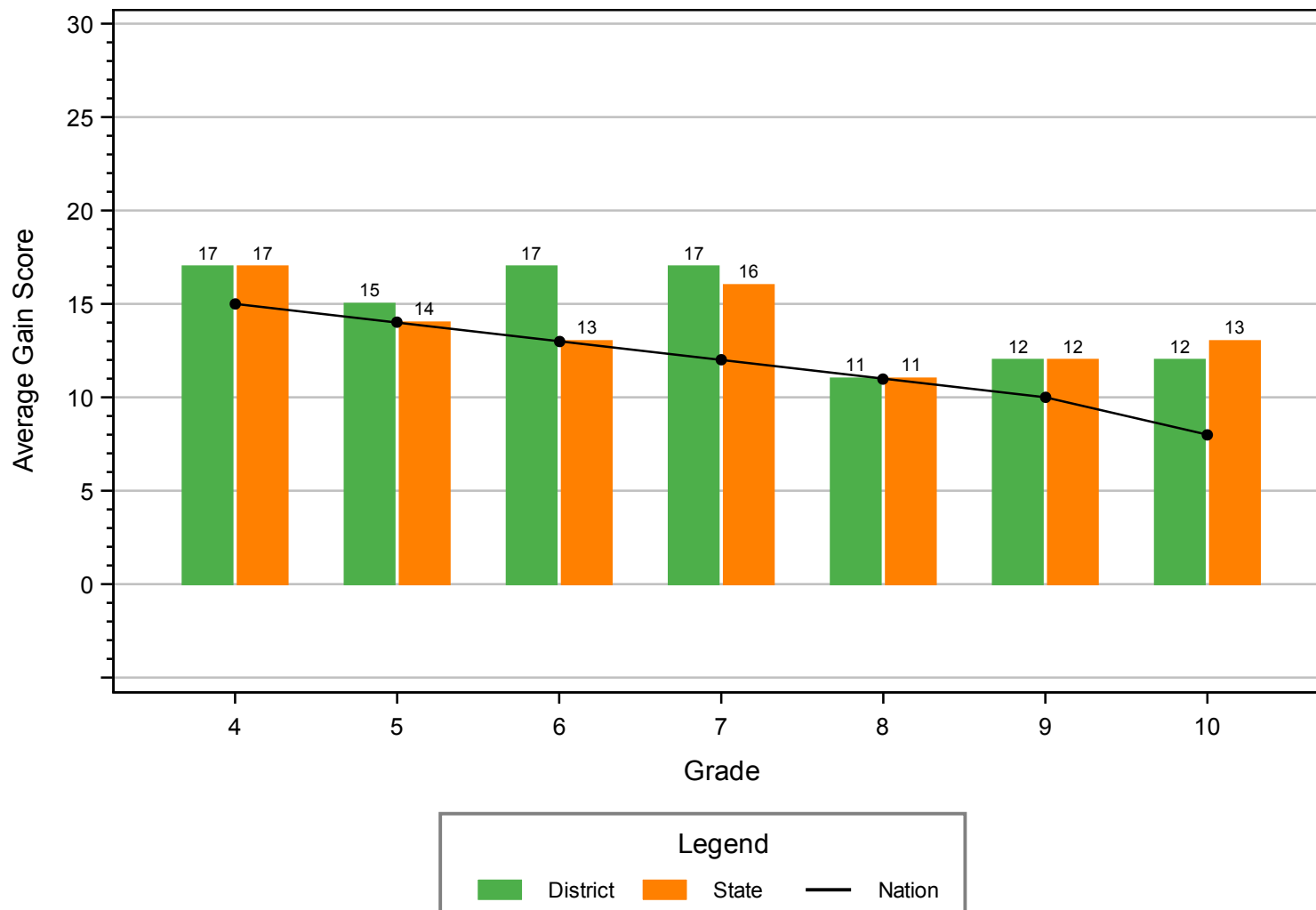
**Iowa
Growth**

Figure 1
Reading: Average Gain Scores by Grade
Iowa City Community Schools: 2016-2017



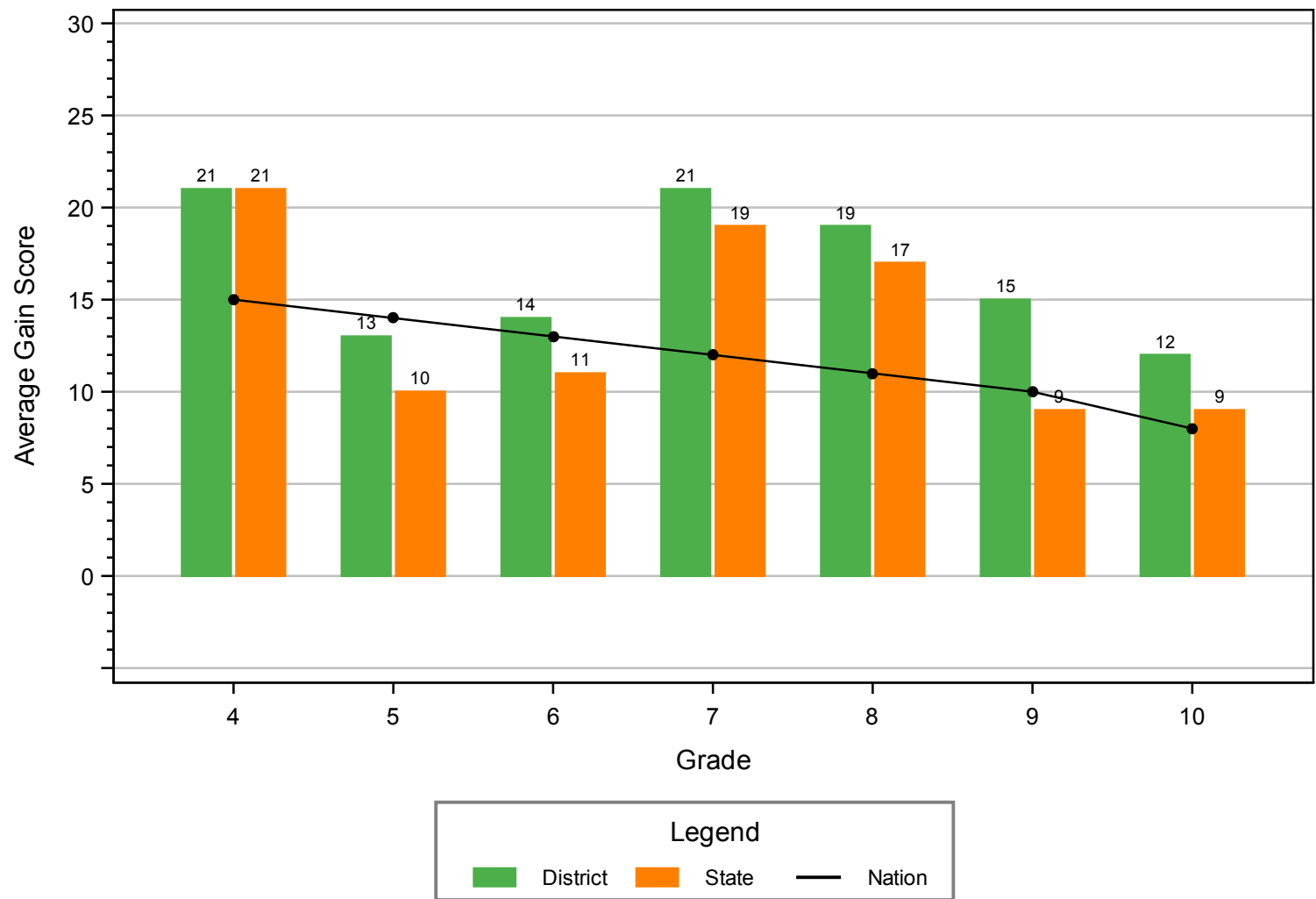
**Iowa
Growth**

Figure 2
Mathematics: Average Gain Scores by Grade
Iowa City Community Schools: 2016-2017



**Iowa
Growth**

Figure 3
Science: Average Gain Scores by Grade
Iowa City Community Schools: 2016-2017



**Iowa
Growth**