

# NORMAN BORLAUG Elementary School

2017-18  
SNAPSHOT



IOWA CITY  
COMMUNITY  
SCHOOL DISTRICT  
Child-Centered • Future-Focused



1000 Kennedy Parkway  
Coralville, Iowa 52241  
**Phone:** (319) 688-1155 | **Fax:** (319) 688-1156

**Principal:** Celeste Shoppa | [shoppa.celeste@iowacityschools.org](mailto:shoppa.celeste@iowacityschools.org)  
**Secretary:** Mary Gauthier | [gauthier.mary@iowacityschools.org](mailto:gauthier.mary@iowacityschools.org)

**Website:** [www.iowacityschools.org/BorlaugES](http://www.iowacityschools.org/BorlaugES)

**School Hours:** 7:55 am – 2:55 pm (M, T, W, F) 7:55 am – 1:55 pm (Th)

## Dear Parent or Guardian,

Welcome to Norman Borlaug Elementary School. Our goal is to create a community of learners who work diligently for student success. Borlaug is a safe and caring environment, focused on bringing forth our students' full potential. High academic standards are maintained by carefully and continuously evaluating each student's progress. We celebrate learning achievements and being the Borlaug Community. We are the Borlaug Bulldogs, who are proud of Dr. Borlaug's story and his lifetime of accomplishments.

Norman Borlaug Elementary School opened in the fall of 2012 and offers all students quality instruction in a richly diverse, child-centered environment. Through the implementation of a school-wide Positive Behavior Interventions & Supports (PBIS) plan, students are taught and acknowledged for positive behavior and social skills. Borlaug has common behavior expectations in all areas of the school. Children are taught and expected to demonstrate the skills needed to be safe, respectful, and responsible students.

Parent involvement is an important component of Borlaug Elementary School. Parents communicate regularly with teachers, volunteer in our school, and advocate for our children. The Borlaug Parent Teacher Organization (PTO) promotes parent involvement and supports the activities in our school, such as sponsoring our Chess Club. Parents are active partners and supporters of our Borlaug Community.

**Celeste Shoppa**  
Borlaug Principal

## Mission

*Norman Borlaug Elementary School's mission is to ensure all students become responsible, independent learners capable of making informed decisions in a democratic society as well as in a dynamic global community. This is accomplished by challenging each student with a rigorous and creative curriculum taught by a highly qualified, professional, and caring staff and enriched through efforts of families and the entire community.*



## COURSE OFFERINGS

Language Arts  
Math  
Science  
Social Studies  
Gifted & Talented (ELP)  
Orchestra Instruction (grades 5-6)  
Band Instruction (grades 5-6)  
Art  
Music  
PE  
Library/Technology  
Guidance  
Level I (Resource) Special Education  
Reading Recovery

## GRADE LEVEL ORGANIZATION

Straight Grades

## ADDITIONAL PROGRAMS

English Language Learners (ELL)  
Modified Special Education  
Preschool  
Student Family Advocate  
Hot Lunch & Breakfast  
Before and After School Program  
PTO

## CO-CURRICULAR/ EXTRACURRICULAR

Clubs: Chess Club, Safety Patrol, Student Council, Peer Assistance Team (PAT)

## STUDENTS PROGRESS TO:

Northwest Junior High School  
West High School

## BORLAUG HIGHLIGHTS



*In honor of Dr. Norman Borlaug's worldly contributions, we invite you to Borlaug's annual International Festival! This event celebrates the rich diversity of Borlaug Elementary School. It is a way to experience the different food, dress, games, music, literature, and other attributes of the native countries and family traditions that represent the cultures of our Borlaug students.*

# BORLAUG

2017-18  
SNAPSHOT

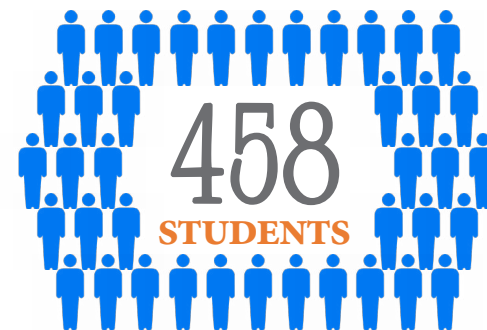


## STUDENT PERFORMANCE

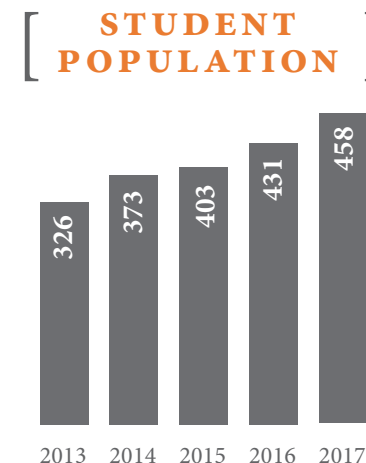
	Percentage of Students Proficient in Reading	Percentage of Students Proficient in Math	Percent of Students Reaching Projected Academic Growth in Reading	Percent of Students Reaching Projected Academic Growth in Math
School	82.4%	83.0%	63.0%	64.9%
District	74.0%	70.9%	52.5%	54.6%
State	77.1%	78.9%	48.4%	54.0%

Data based on Iowa Assessments of 3rd through 6th grade students

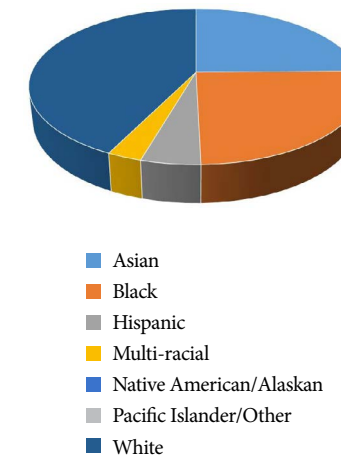
## BORLAUG BY THE NUMBERS



- 14.4% English Language Learners
- 9.1% Students receiving special education services
- 30.6% Low socioeconomic status students



### STUDENT DIVERSITY



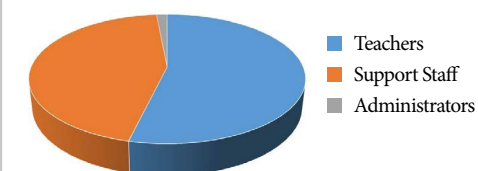
## QUALITY TEACHERS

	Total Number of Classroom Teachers	Iowa Licensed Teachers	Classes Taught by Highly Qualified Teachers	Teachers with Advanced Degrees	Teachers in Leadership Positions	Staff Retention Rate
School	36	100%	100%	14	12	75.0%
District	1111	100%	100%	681	307	

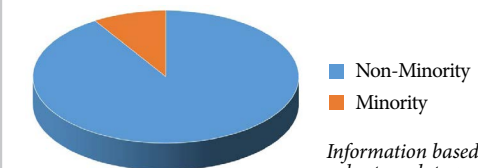
GARNER  
PENN  
VAN ALLEN  
WICKHAM  
WEBER  
LUCAS  
BORLAUG  
C. CENTRAL  
ALEXANDER  
HORN

**7<sup>th</sup>**  
LARGEST  
ELEMENTARY  
SCHOOL  
IN THE  
DISTRICT

### SCHOOL PERSONNEL



### STAFF DIVERSITY



Information based on voluntary data provided by employees.



### IOWA ASSESSMENT 4<sup>TH</sup> GRADE NATIONAL PERCENTILE RANK OF NATIONAL STANDARD SCORE

	School	District	Nation
Reading	84%	72%	50%
Math	71%	58%	50%
Science	81%	71%	50%



96.17%  
AVERAGE DAILY ATTENDANCE

36.2%  
MOBILITY RATE

89.8%  
STABILITY RATE



STATE OF IOWA  
REPORT CARD

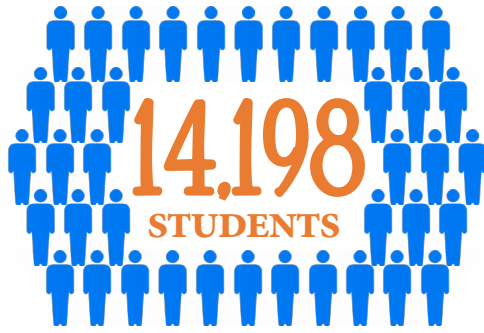
<http://reports.educateiowa.gov/schoolreportcard>



ATTENDANCE AREA  
LOOK-UP

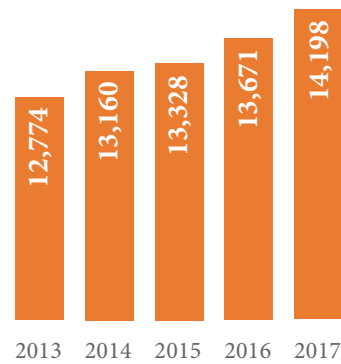
[www.IowaCitySchools.org/HomeSchoolLookUp](http://www.IowaCitySchools.org/HomeSchoolLookUp)

# OUR STUDENTS



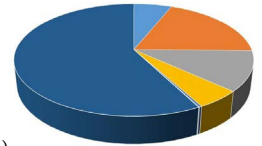
- 8.9% English Language Learners
- 10.4% Students receiving special education services
- 37.4% Low socioeconomic status students

## [ CERTIFIED ENROLLMENT ]



## STUDENT DIVERSITY

- Asian (6.1%)
- Black (19.2%)
- Hispanic (11.5%)
- Multi-racial (5.2%)
- Native American/Alaskan (<1%)
- Pacific Islander/Other (<1%)
- White (57.6%)



**NEARLY 80**  
LANGUAGES  
SPOKEN

# OUR SCHOOLS & STAFF



- 17 PRESCHOOL SITES
- 20 ELEMENTARY SCHOOLS
- 3 JUNIOR HIGH SCHOOLS
- 3 HIGH SCHOOLS
- 1 ALTERNATIVE HIGH SCHOOL

DES MOINES  
CEDAR RAPIDS  
DAVENPORT  
SIOUX CITY  
IOWA CITY  
WATERLOO  
DUBUQUE  
ANKENY  
COUNCIL BLUFFS  
WEST DES MOINES

**5<sup>th</sup>**  
**LARGEST**  
**SCHOOL**  
**DISTRICT**  
**IN IOWA**


DISTRICT SIZE  
**133**  
SQ. MILES



## CLASSROOM-FOCUSED PRIORITIES

**84%**

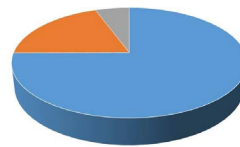
OF ANNUAL DISTRICT BUDGET IS SPENT ON PERSONNEL COSTS.



AVG. CLASS SIZE:

**20:1** K-6  
**29:1** JUNIOR HIGH  
**29:1** HIGH SCHOOL

## SALARY/BENEFIT COSTS



- Teachers (74.9%)
- Support Staff (19.5%)
- Administrators (5.6%)

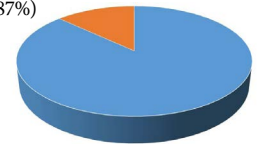
## MORE THAN:

**10,500** Meals Prepared & Served Every Day  
**5,000** Students Transported by Bus Every Day

## STAFF DIVERSITY

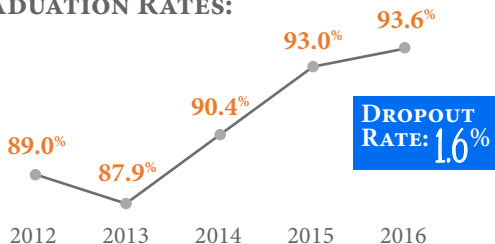
- Non-Minority (87%)
- Minority (13%)

Information based on voluntary data provided by employees.



# RAISING THE BAR

## GRADUATION RATES:



**84%**

OF DISTRICT GRADUATES INTEND TO PURSUE POST SECONDARY EDUCATION

**977**  
STUDENTS ENROLLED IN AP COURSES

**269**  
STUDENTS ENROLLED IN KIRKWOOD REGIONAL CENTER ACADEMIES

**173**  
STUDENTS ENROLLED IN PSEO AND ALTERNATIVE CONCURRENT COURSES

## [ 2016-17 ACT AVG. COMPOSITE SCORES ]

