

CORALVILLE CENTRAL

Elementary School

2017-18
SNAPSHOT



501 6th Street
Coralville, IA 52241
Phone: (319) 688-1100 | **Fax:** (319) 688-1101

Principal: Andy Gahan | gahan.andy@iowacityschools.org
Secretary: Jamie Henze | henze.jamie@iowacityschools.org

Website: www.iowacityschools.org/CoralvilleCentralES

School Hours: 7:55 am – 2:55 pm (M, T, W, F) 7:55 am – 1:55 pm (Th)

Dear Parent or Guardian,

Coralville Central Elementary is a diverse and growing community of inspired learners, working together to achieve academic, physical, and social success. Set on a seven-acre campus that includes a sprawling playground and an Iowa tree arboretum, our caring staff is dedicated to providing quality instruction to each of our students.

Coralville Central is comprised of single grade levels, and includes students in preschool through 6th grade. The curriculum lays a strong foundation for building resourceful thinkers who independently and creatively strive to problem solve through risk taking and critical evaluation. Students are taught building expectations and acknowledged for positive behaviors and social skills through Positive Behavior Interventions and Supports. The Guidance curriculum focuses on friendship, empathy, and anti-bullying lessons.

The Coralville Central Parent Teacher Organization hosts interactive family events such as the Ice Cream Social, Fall Supper, author visits, book fairs, and a school-wide carnival. Volunteers assist with Mileage Club, Reading Buddies, and Classroom Helpers.

Children learn best when provided with opportunities. Safety Patrol, Student Council, foreign language, Chess Club, Art Club, and CASH Homework Club are just a few of the student programs offered at Coralville Central. Our Student and Family Advocate hosts Family Nights throughout the year, and our Before and After School Program, Central Cares, provides extended hours for family support.

Welcome to Coralville Central. This is where you shine!

Andy Gahan
Coralville Central Principal

Mission

The mission of the Iowa City Community School District and Coralville Central is to ensure all students become responsible, independent learners capable of making informed decisions in a democratic society as well as in the dynamic global community. This is accomplished by challenging each student with a rigorous and creative curriculum taught by a diverse, professional, caring staff and enriched through the resources and efforts of families and the entire community.



COURSE OFFERINGS

Language Arts
Math
Science
Social Studies
Gifted & Talented (ELP)
Orchestra Instruction (grades 5-6)
Band Instruction (grades 5-6)
Art
Music
PE
Library/Technology
Guidance
Level I (Resource) Special Education
Reading Recovery

GRADE LEVEL ORGANIZATION

Straight Grades

ADDITIONAL PROGRAMS

Student and Family Advocate
Preschool
Hot lunch and Breakfast
Family Nights
Rock and Reader
Before and After School Program
PEP Grant
PTO

CO-CURRICULAR/ EXTRACURRICULAR

Clubs: Student Council, Chess Club, Foreign Language, Safety Patrol, Cougar Chorale, Art Club, CASH Homework Club, Hawkeye Pride

STUDENTS PROGRESS TO:

Northwest Junior High School
West High School

CORALVILLE CENTRAL HIGHLIGHTS



The Coralville Central Chess Club was formed in October 2012 and has had up to 51 students at club meetings in the library. Students can be found at local, state-wide, and regional tournaments, with some planning on attending the National Elementary School Championship in Nashville, TN this May. Thanks to all parent volunteers who make Chess Club successful.

CORALVILLE CENTRAL

2017-18
SNAPSHOT

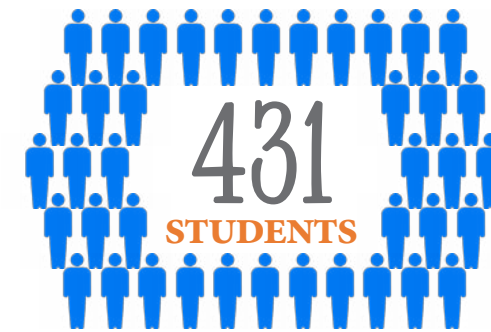


STUDENT PERFORMANCE

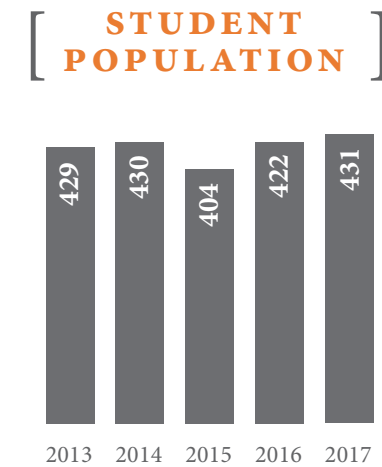
	Percentage of Students Proficient in Reading	Percentage of Students Proficient in Math	Percent of Students Reaching Projected Academic Growth in Reading	Percent of Students Reaching Projected Academic Growth in Math
School	77.2%	72.6%	57.6%	61.8%
District	74.0%	70.9%	52.5%	54.6%
State	77.1%	78.9%	48.4%	54.0%

Data based on Iowa Assessments of 3rd through 6th grade students

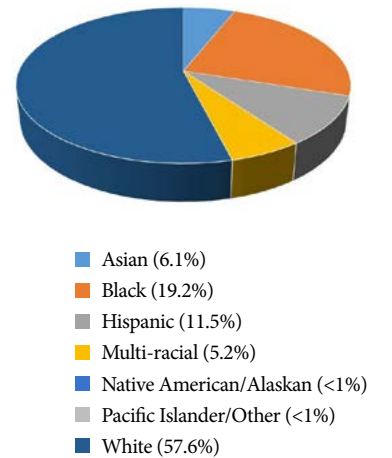
C. CENTRAL BY THE NUMBERS



- 9.6% English Language Learners
- 9.4% Students receiving special education services
- 52.0% Low socioeconomic status students



STUDENT DIVERSITY



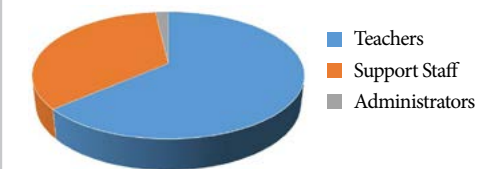
QUALITY TEACHERS

	Total Number of Classroom Teachers	Iowa Licensed Teachers	Classes Taught by Highly Qualified Teachers	Teachers with Advanced Degrees	Teachers in Leadership Positions	Staff Retention Rate
School	35	100%	100%	19	11	80.6%
District	1111	100%	100%	681	307	

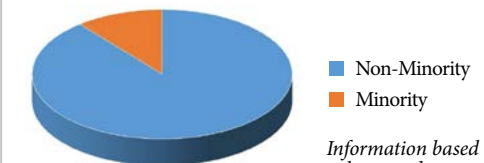
GARNER
PENN
VAN ALLEN
WICKHAM
WEBER
LUCAS
BORLAUG
C. CENTRAL
ALEXANDER
HORN

8th
LARGEST ELEMENTARY SCHOOL IN THE DISTRICT

SCHOOL PERSONNEL



STAFF DIVERSITY



Information based on voluntary data provided by employees.



[IOWA ASSESSMENT 4TH GRADE NATIONAL PERCENTILE RANK OF NATIONAL STANDARD SCORE]

	School	District	Nation
Reading	70%	72%	50%
Math	58%	58%	50%
Science	70%	71%	50%



94.99%
AVERAGE DAILY ATTENDANCE

35.2%
MOBILITY RATE

87.9%
STABILITY RATE



STATE OF IOWA
REPORT CARD

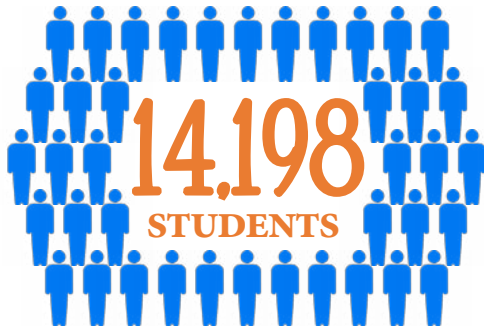
<http://reports.educateiowa.gov/schoolreportcard>



ATTENDANCE AREA
LOOK-UP

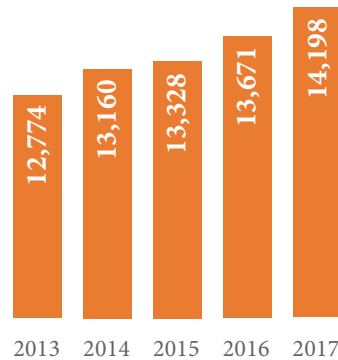
www.IowaCitySchools.org/HomeSchoolLookUp

OUR STUDENTS



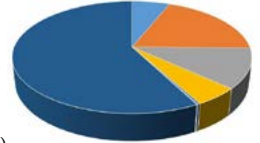
- 8.9% English Language Learners
- 10.4% Students receiving special education services
- 37.4% Low socioeconomic status students

CERTIFIED ENROLLMENT



STUDENT DIVERSITY

- Asian (6.1%)
- Black (19.2%)
- Hispanic (11.5%)
- Multi-racial (5.2%)
- Native American/Alaskan (<1%)
- Pacific Islander/Other (<1%)
- White (57.6%)



NEARLY 80
LANGUAGES
SPOKEN

OUR SCHOOLS & STAFF



- 17 PRESCHOOL SITES
- 20 ELEMENTARY SCHOOLS
- 3 JUNIOR HIGH SCHOOLS
- 3 HIGH SCHOOLS
- 1 ALTERNATIVE HIGH SCHOOL

DES MOINES
CEDAR RAPIDS
DAVENPORT
SIOUX CITY
IOWA CITY
WATERLOO
DUBUQUE
ANKENY
COUNCIL BLUFFS
WEST DES MOINES

5th
LARGEST
SCHOOL
DISTRICT
IN IOWA

DISTRICT SIZE
133
SQ. MILES

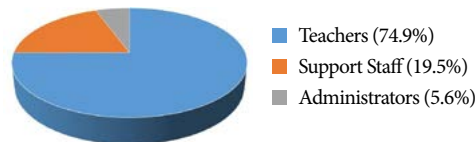


CLASSROOM-FOCUSED PRIORITIES

84%


OF ANNUAL DISTRICT BUDGET IS SPENT ON PERSONNEL COSTS.

SALARY/BENEFIT COSTS



AVG. CLASS SIZE:

20:1 K-6
29:1 JUNIOR HIGH
29:1 HIGH SCHOOL



MORE THAN:

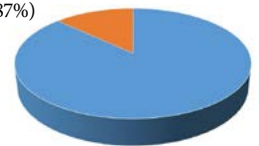
10,500 Meals Prepared & Served Every Day

5,000 Students Transported by Bus Every Day

STAFF DIVERSITY

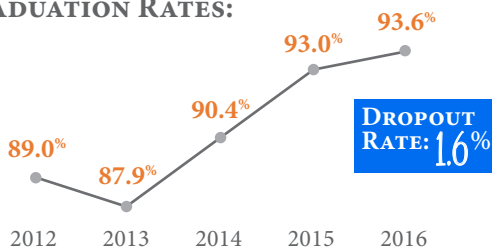
- Non-Minority (87%)
- Minority (13%)

Information based on voluntary data provided by employees.



RAISING THE BAR

GRADUATION RATES:



84%

OF DISTRICT GRADUATES INTEND TO PURSUE POST SECONDARY EDUCATION

977
STUDENTS ENROLLED IN AP COURSES

269
STUDENTS ENROLLED IN KIRKWOOD REGIONAL CENTER ACADEMIES

173
STUDENTS ENROLLED IN PSEO AND ALTERNATIVE CONCURRENT COURSES

[2016-17 ACT AVG. COMPOSITE SCORES]

