

# PENN

## Elementary School

2017-18  
SNAPSHOT



IOWA CITY  
COMMUNITY  
SCHOOL DISTRICT  
Child-Centered • Future-Focused



230 N. Dubuque Street  
North Liberty, IA 52317  
**Phone:** (319) 688-1150 | **Fax:** (319) 688-1151

**Principal:** Kristy Heffner | [heffner.kristy@iowacityschools.org](mailto:heffner.kristy@iowacityschools.org)  
**Secretary:** Becky Recker | [recker.becky@iowacityschools.org](mailto:recker.becky@iowacityschools.org)

**Website:** [www.iowacityschools.org/PennES](http://www.iowacityschools.org/PennES)

**School Hours:** 7:55 am – 2:55 pm (M, T, W, F) 7:55 am – 1:55 pm (Th)

### Dear Parent or Guardian,

Welcome to Penn Elementary School! Penn was the first ICCSD school in North Liberty and has been an integral part of the North Liberty community since 1961!

Penn teachers work in collaborative teams to meet the needs of all learners. The staff is committed to establishing a positive, supportive school climate for all students. Our students are grouped in traditional single grade homerooms for core instruction, with flexible grouping also used to facilitate extended learning. All students participate in PE, General Music, Library and Art. The specials and classroom teachers work together to provide cross-curricular connections. Beginning in fifth grade, students may also begin orchestra or band lessons. There are also opportunities for interactions with students across the grade levels. Throughout the school year, buddy classes participate in a variety of activities, including literacy activities, art projects, service projects, and assemblies.

We believe family involvement is a key component to the success of children at school. We welcome and value parents as active partners and supporters in our learning community. Many parents volunteer during the school day to help in classrooms, read to students, shelve books in the library, supervise the mileage club at recess, help with clubs or to just eat lunch with their child.

The Penn Parent-Teacher Organization (PTO) is an active, strong organization and offers many and varied opportunities for involvement.

**Kristy Heffner**  
Penn Principal

## Mission

*Expect Success: The Penn community is committed to providing a nurturing environment where learning is rigorous and every student is supported and challenged.*



### COURSE OFFERINGS

Language Arts  
Math  
Science  
Social Studies  
Gifted & Talented (ELP)  
Orchestra Instruction (grades 5-6)  
Band Instruction (grades 5-6)  
Art  
Music  
PE  
Library/Technology  
Guidance  
Level I (Resource) Special Education  
Reading Recovery

### GRADE LEVEL ORGANIZATION

Straight Grades

### ADDITIONAL PROGRAMS

Family Resource Center  
Hot Lunch and Breakfast  
Before and After School Program  
PTO

### CO-CURRICULAR/ EXTRACURRICULAR

Clubs: Safety patrol, Game Time (board games and social interaction), Coding Club, Girls on the Run, "Grow Something!" (a gardening club), Mileage Club, Passports (an opportunity to learn about the world from a guest speaker), Spanish Club

### STUDENTS PROGRESS TO:

North Central Junior High School  
Liberty High School

## PENN HIGHLIGHTS



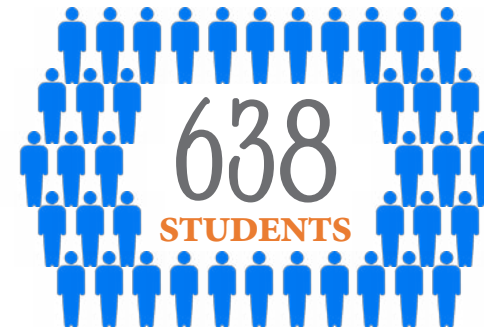
*Our students are 'digital natives', they've never known life without technology embedded in their lives, so we are committed to using technology purposely. SMARTBoards, computers and Ipads integrate digital resources from math and reading curriculums into daily lessons. We've also enjoyed Hour of Code and Skype for virtual fieldtrips <https://www.youtube.com/watch?v=MQUNDqo7rB0>*

## STUDENT PERFORMANCE

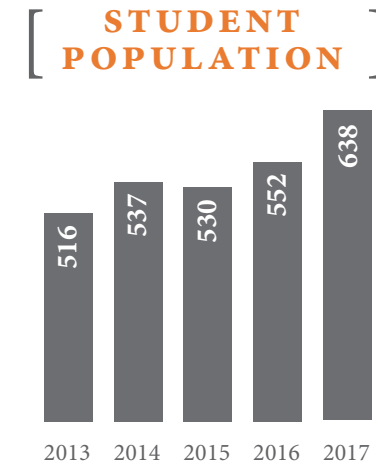
	Percentage of Students Proficient in Reading	Percentage of Students Proficient in Math	Percent of Students Reaching Projected Academic Growth in Reading	Percent of Students Reaching Projected Academic Growth in Math
School	76.8%	80.2%	58.2%	49.0%
District	74.0%	70.9%	52.5%	54.6%
State	77.1%	78.9%	48.4%	54.0%

Data based on Iowa Assessments of 3rd through 6th grade students

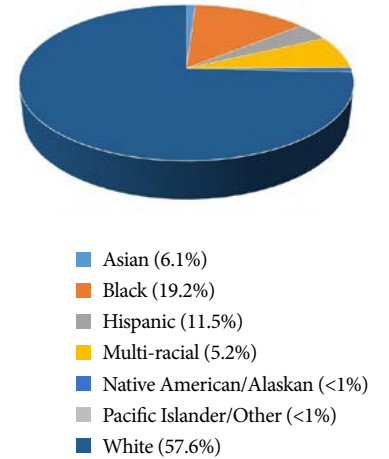
## PENN BY THE NUMBERS



- 2.6% English Language Learners
- 11.2% Students receiving special education services
- 23.0% Low socioeconomic status students



### STUDENT DIVERSITY



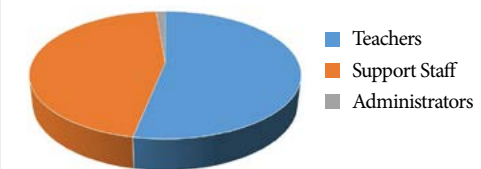
## QUALITY TEACHERS

	Total Number of Classroom Teachers	Iowa Licensed Teachers	Classes Taught by Highly Qualified Teachers	Teachers with Advanced Degrees	Teachers in Leadership Positions	Staff Retention Rate
School	43	100%	100%	21	12	89.5%
District	1111	100%	100%	681	307	

GARNER  
PENN  
VAN ALLEN  
WICKHAM  
WEBER  
LUCAS  
BORLAUG  
C. CENTRAL  
ALEXANDER  
HORN

**LARGEST ELEMENTARY SCHOOL IN THE DISTRICT**

### SCHOOL PERSONNEL



### STAFF DIVERSITY



Information based on voluntary data provided by employees.



### IOWA ASSESSMENT 4<sup>TH</sup> GRADE NATIONAL PERCENTILE RANK OF NATIONAL STANDARD SCORE

	School	District	Nation
Reading	70%	72%	50%
Math	56%	58%	50%
Science	69%	71%	50%



96.36%  
AVERAGE DAILY ATTENDANCE

16.3%  
MOBILITY RATE

95.0%  
STABILITY RATE



STATE OF IOWA  
REPORT CARD

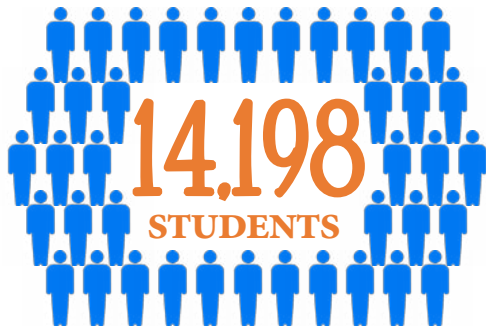
<http://reports.educateiowa.gov/schoolreportcard>



ATTENDANCE AREA  
LOOK-UP

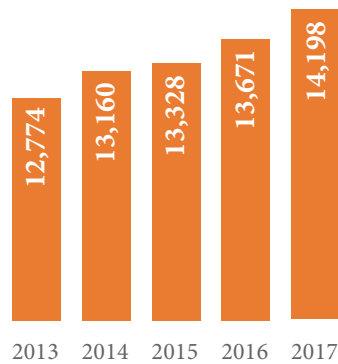
[www.IowaCitySchools.org/HomeSchoolLookUp](http://www.IowaCitySchools.org/HomeSchoolLookUp)

# OUR STUDENTS



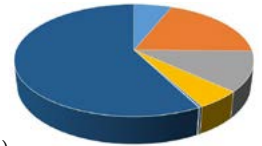
- 8.9% English Language Learners
- 10.4% Students receiving special education services
- 37.4% Low socioeconomic status students

## CERTIFIED ENROLLMENT



## STUDENT DIVERSITY

- Asian (6.1%)
- Black (19.2%)
- Hispanic (11.5%)
- Multi-racial (5.2%)
- Native American/Alaskan (<1%)
- Pacific Islander/Other (<1%)
- White (57.6%)



**NEARLY 80**  
LANGUAGES  
SPOKEN

# OUR SCHOOLS & STAFF



- 17 PRESCHOOL SITES
- 20 ELEMENTARY SCHOOLS
- 3 JUNIOR HIGH SCHOOLS
- 3 HIGH SCHOOLS
- 1 ALTERNATIVE HIGH SCHOOL

- DES MOINES
- CEDAR RAPIDS
- DAVENPORT
- SIOUX CITY
- IOWA CITY
- WATERLOO
- DUBUQUE
- ANKENY
- COUNCIL BLUFFS
- WEST DES MOINES

**5<sup>th</sup>**  
**LARGEST**  
**SCHOOL**  
**DISTRICT**  
**IN IOWA**


DISTRICT SIZE  
**133**  
SQ. MILES



## CLASSROOM-FOCUSED PRIORITIES

**84%**

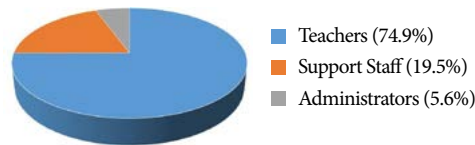
OF ANNUAL DISTRICT BUDGET IS SPENT ON PERSONNEL COSTS.



AVG. CLASS SIZE:

**20:1** K-6  
**29:1** JUNIOR HIGH  
**29:1** HIGH SCHOOL

## SALARY/BENEFIT COSTS



MORE THAN:

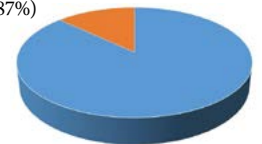
**10,500** Meals Prepared & Served Every Day

**5,000** Students Transported by Bus Every Day

## STAFF DIVERSITY

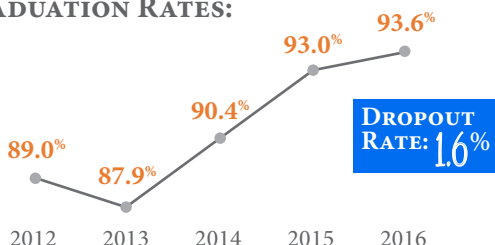
- Non-Minority (87%)
- Minority (13%)

Information based on voluntary data provided by employees.



# RAISING THE BAR

## GRADUATION RATES:



**84%**

OF DISTRICT GRADUATES INTEND TO PURSUE POST SECONDARY EDUCATION

**977**  
STUDENTS ENROLLED IN AP COURSES

**269**  
STUDENTS ENROLLED IN KIRKWOOD REGIONAL CENTER ACADEMIES

**173**  
STUDENTS ENROLLED IN PSEO AND ALTERNATIVE CONCURRENT COURSES

## [ 2016-17 ACT AVG. COMPOSITE SCORES ]

