

# BOHUMIL SHIMEK

## Elementary School

2017-18  
SNAPSHOT



IOWA CITY  
COMMUNITY  
SCHOOL DISTRICT  
Child-Centered • Future-Focused



1400 Grissel Place  
Iowa City, IA 52245  
**Phone:** (319) 688-1160 | **Fax:** (319) 688-1161

**Principal:** Elizabeth Bruening | [bruening.elizabeth@iowacityschools.org](mailto:bruening.elizabeth@iowacityschools.org)  
**Secretary:** Amy Brandt | [brandt.amy@iowacityschools.org](mailto:brandt.amy@iowacityschools.org)

**Website:** [www.iowacityschools.org/ShimekES](http://www.iowacityschools.org/ShimekES)

**School Hours:** 7:55 am – 2:55 pm (M, T, W, F) 7:55 am – 1:55 pm (Th)

### Dear Parent or Guardian,

Welcome to Shimek Elementary School, an environment in which students, parents, and staff work together to promote a positive and inviting learning atmosphere. Our school is located in a quiet neighborhood surrounded by woods and native prairie in a beautifully landscaped open area in the northeast side of Iowa City. Shimek Elementary opened in the fall of 1970.

Shimek Elementary School is organized into single grade units. Teachers collaborate to meet student needs through flexible grouping patterns, including specialized programs to meet the needs of exceptional learners, and students who need extra support. Educators embrace technology, and the use of Chromebooks and iPads have added a new dimension to student engagement in learning.

The "Shimek Family" believes there should be an atmosphere of cooperation and respect among students, parents and staff to establish a strong home-school partnership. Through PBIS (Positive Behavior Intervention Supports), the character traits of respect, responsibility, kindness, trustworthiness, and perseverance are taught and emphasized. Parents and teachers work together to ensure student success.

The Shimek Parent Teachers' Organization is significant in making Shimek a family oriented school. The PTO sponsors community-building events - Ice Cream Social, Fall Supper, and Talent Show, as well as fund raisers - Spring Carnival, Silent Auction, and Book Fair. The PTO also supports field trips and outdoor education.

*Elizabeth Bruening*

**Elizabeth Bruening**  
Shimek Principal

## Mission

*The mission of Shimek Elementary School is to ensure that all students become life-long learners capable of making informed decisions in a democratic society as well as in the dynamic global community. This is accomplished by challenging each student with a differentiated, rigorous and creative curriculum taught by a collaborative, caring staff. Shimek is enriched through the resources and partnership of students, families, and the community.*



### COURSE OFFERINGS

Language Arts  
Math  
Science  
Social Studies  
Gifted & Talented (ELP)  
Orchestra Instruction (grades 5-6)  
Band Instruction (grades 5-6)  
Art  
Music  
PE  
Library/Technology  
Guidance  
Level I Special Education

### GRADE LEVEL ORGANIZATION

Straight Grades  
Preschool

### ADDITIONAL PROGRAMS

Hot Lunch and Breakfast Program  
Before and After School Program  
Student and Family Advocate  
PTO

### CO-CURRICULAR/ EXTRACURRICULAR

Clubs: Student Council, Safety Patrol,  
Torch Run (Run for the Schools),  
Recycling, Chess

### STUDENTS PROGRESS TO:

South East Junior High School  
City High School

## SHIMEK HIGHLIGHTS



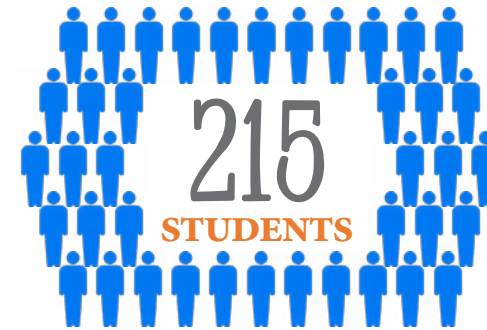
*All-school community-building activities and celebrations are an important part of Shimek School - Shimek Café, Winter Break Movie Afternoon, and PBIS all-school celebrations. Families join us for an end of the year Family Picnic. The PTO supports other events including a tailgate and winter story time.*

## STUDENT PERFORMANCE

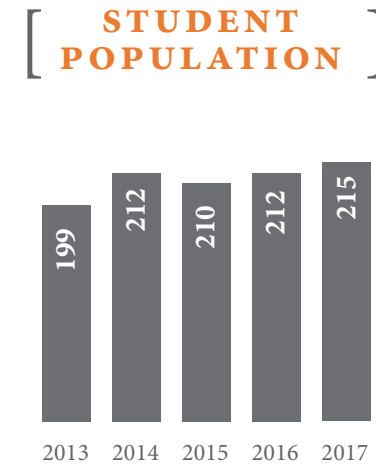
	Percentage of Students Proficient in Reading	Percentage of Students Proficient in Math	Percent of Students Reaching Projected Academic Growth in Reading	Percent of Students Reaching Projected Academic Growth in Math
School	88.3%	86.7%	52.4%	59.5%
District	74.0%	70.9%	52.5%	54.6%
State	77.1%	78.9%	48.4%	54.0%

Data based on Iowa Assessments of 3rd through 6th grade students

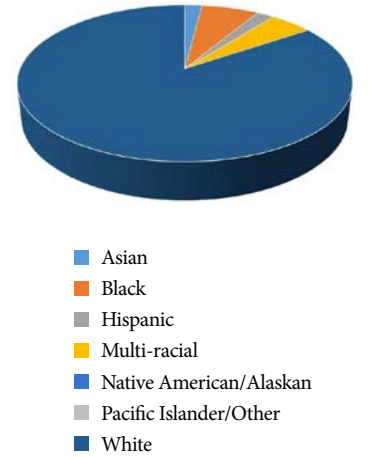
## SHIMEK BY THE NUMBERS



- 0.0% English Language Learners
- 4.1% Students receiving special education services
- 18.6% Low socioeconomic status students



### STUDENT DIVERSITY



## QUALITY TEACHERS

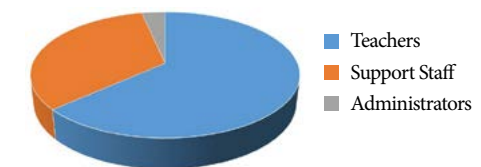
	Total Number of Classroom Teachers	Iowa Licensed Teachers	Classes Taught by Highly Qualified Teachers	Teachers with Advanced Degrees	Teachers in Leadership Positions	Staff Retention Rate
School	18	100%	100%	11	9	81.3%
District	1111	100%	100%	681	307	

LEMME  
TWIN  
KIRKWOOD  
LONGFELLOW  
GRANT WOOD  
HOOVER  
LINCOLN  
MANN  
SHIMEK  
HILLS

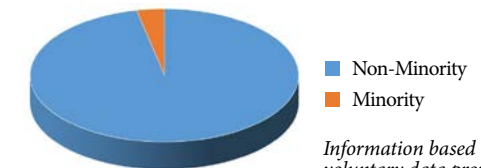
# 19<sup>th</sup>

LARGEST ELEMENTARY SCHOOL IN THE DISTRICT

### SCHOOL PERSONNEL



### STAFF DIVERSITY



Information based on voluntary data provided by employees.



[ IOWA ASSESSMENT 4<sup>TH</sup> GRADE NATIONAL PERCENTILE RANK OF NATIONAL STANDARD SCORE ]

	School	District	Nation
Reading	85%	72%	50%
Math	78%	58%	50%
Science	80%	71%	50%



95.93%  
AVERAGE DAILY ATTENDANCE

16.7%  
MOBILITY RATE

96.7%  
STABILITY RATE



STATE OF IOWA  
REPORT CARD

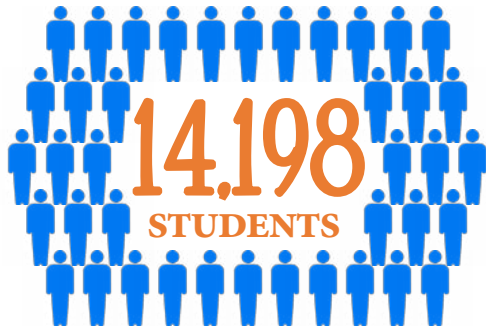
<http://reports.educateiowa.gov/schoolreportcard>



ATTENDANCE AREA  
LOOK-UP

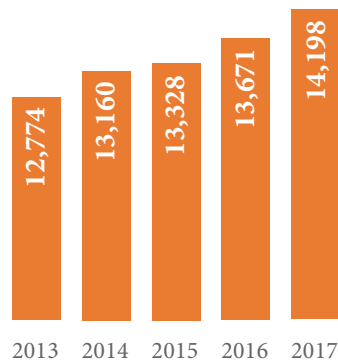
[www.IowaCitySchools.org/HomeSchoolLookUp](http://www.IowaCitySchools.org/HomeSchoolLookUp)

# OUR STUDENTS



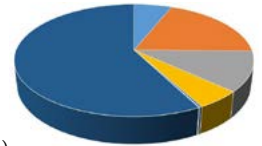
- 8.9% English Language Learners
- 10.4% Students receiving special education services
- 37.4% Low socioeconomic status students

## CERTIFIED ENROLLMENT



## STUDENT DIVERSITY

- Asian (6.1%)
- Black (19.2%)
- Hispanic (11.5%)
- Multi-racial (5.2%)
- Native American/Alaskan (<1%)
- Pacific Islander/Other (<1%)
- White (57.6%)



**NEARLY 80**  
LANGUAGES  
SPOKEN

# OUR SCHOOLS & STAFF



- 17 PRESCHOOL SITES
- 20 ELEMENTARY SCHOOLS
- 3 JUNIOR HIGH SCHOOLS
- 3 HIGH SCHOOLS
- 1 ALTERNATIVE HIGH SCHOOL

- DES MOINES
- CEDAR RAPIDS
- DAVENPORT
- SIoux CITY
- IOWA CITY
- WATERLOO
- DUBUQUE
- ANKENY
- COUNCIL BLUFFS
- WEST DES MOINES

**5<sup>th</sup>**  
**LARGEST**  
**SCHOOL**  
**DISTRICT**  
**IN IOWA**

DISTRICT SIZE  
**133**  
SQ. MILES


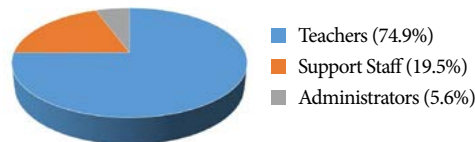


## CLASSROOM-FOCUSED PRIORITIES

**84%**

OF ANNUAL DISTRICT BUDGET IS SPENT ON PERSONNEL COSTS.

## SALARY/BENEFIT COSTS



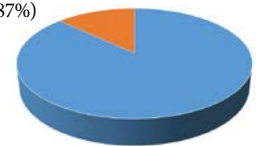
## MORE THAN:

- 10,500** Meals Prepared & Served Every Day
- 5,000** Students Transported by Bus Every Day

## STAFF DIVERSITY

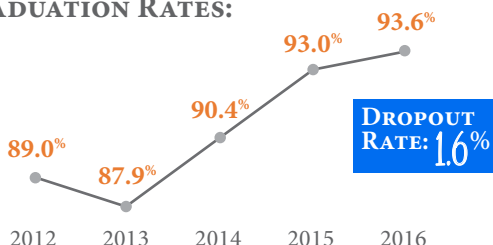
- Non-Minority (87%)
- Minority (13%)

Information based on voluntary data provided by employees.



# RAISING THE BAR

## GRADUATION RATES:



**84%** OF DISTRICT GRADUATES INTEND TO PURSUE POST SECONDARY EDUCATION

**977**  
STUDENTS ENROLLED IN AP COURSES

**269**  
STUDENTS ENROLLED IN KIRKWOOD REGIONAL CENTER ACADEMIES

**173**  
STUDENTS ENROLLED IN PSEO AND ALTERNATIVE CONCURRENT COURSES

## [ 2016-17 ACT AVG. COMPOSITE SCORES ]

