

Iowa Youth Survey 2013-14

Survey Results and Analysis

Iowa City Community School District
November 4, 2013 - February 14, 2014



**IOWA CITY
COMMUNITY
SCHOOL DISTRICT**
Child-Centered : Future-Focused

What is the Iowa Youth Survey?

Every 2-3 years in Iowa, the **Iowa Youth Survey** is conducted by The Iowa Department of Public Health's Division of Health Promotion, Prevention, and Addictive Behaviors, Iowa Department of Education, the Office of Drug Control Policy, Iowa Department of Human Rights, Criminal and Juvenile Justice Planning and Statistical Analysis Center, and the Iowa Department of Human Services. During the 2010-11 and 2012-13 school years, students in the 6th, 8th, and 11th grades across the state answered questions through an online survey about their attitudes and experiences regarding substance abuse and violence, and their perceptions of their peer, family, school, and neighborhood / community environments. The full Iowa Youth Survey contains nearly 200 questions.

During the 2009-10, 2011-12, and 2013-14 school years, students in the 6th, 8th, and 11th grades in Iowa City Community School District completed a shorter, online version of the Iowa Youth Survey. This interim version of the survey targets the issues of school climate, school connectedness, substance use, and perception of risk. Data from the Iowa Youth Surveys from the past five years (the 2009-10 to 2013-14 school years) are included in this document.

All questions from the Iowa Youth Survey are the property of the Iowa Consortium for Substance Abuse Research and Evaluation.

Survey Participation

| In what grade of school are you? | 2009-10 | 2010-11 | 2011-12 | 2012-13 | 2013-14 |
|----------------------------------|--------------|--------------|--------------|--------------|--------------|
| 6th | 794 | 845 | 831 | 906 | 842 |
| 8th | 765 | 737 | 763 | 831 | 865 |
| 11th | 688 | 685 | 703 | 691 | 710 |
| Total Responses | 2,247 | 2,267 | 2,297 | 2,428 | 2,417 |

| Would you describe yourself as... | 2009-10 | 2010-11 | 2011-12 | 2012-13 | 2013-14 |
|-----------------------------------|---------|---------|---------|---------|---------|
| | % | | | | |
| White | 70% | 69% | 68% | 68% | 66% |
| African American | 14% | 16% | 16% | 15% | 17% |
| Native American | 1% | 1% | 1% | 1% | 1% |
| Asian/Pacific Islander | 8% | 6% | 7% | 7% | 7% |
| Spanish/Hispanic | 7% | 8% | 8% | 8% | 9% |

| Are you a male or female? | 2009-10 | 2010-11 | 2011-12 | 2012-13 | 2013-14 |
|---------------------------|---------|---------|---------|---------|---------|
| | % | | | | |
| Male | 51% | 50% | 52% | 50% | 51% |
| Female | 49% | 50% | 48% | 50% | 49% |

School Connectedness and Climate

| | 2009-10 | 2010-11 | 2011-12 | 2012-13 | 2013-14 | Average Percentage Point Change (2010-14) |
|--|---------|---------|---------|---------|---------|---|
| <i>My teachers care about me.</i> | | | | | | |
| Strongly Agree/Agree | 89% | 89% | 93% | 90% | 95% | 1.5 |
| Disagree/Strongly Disagree | 11% | 11% | 7% | 10% | 5% | -1.5 |
| <i>My teachers are available to talk with students one-on-one.</i> | | | | | | |
| Strongly Agree/Agree | 91% | 91% | 93% | 92% | 94% | 0.8 |
| Disagree/Strongly Disagree | 9% | 9% | 7% | 8% | 6% | -0.8 |
| <i>My teachers notice when I am doing a good job and let me know about it.</i> | | | | | | |
| Strongly Agree/Agree | 83% | 82% | 86% | 83% | 81% | -1.0 |
| Disagree/Strongly Disagree | 17% | 18% | 14% | 17% | 19% | 1.0 |
| <i>My school lets a parent/guardian know if I am doing a good job.</i> | | | | | | |
| Strongly Agree/Agree | 69% | 73% | 73% | 75% | 74% | 1.3 |
| Disagree/Strongly Disagree | 31% | 27% | 27% | 25% | 26% | -1.3 |
| <i>There is at least one adult at school that I could go to for help with a problem.</i> | | | | | | |
| Strongly Agree/Agree | 89% | 89% | 92% | 90% | 90% | 0.3 |
| Disagree/Strongly Disagree | 11% | 11% | 8% | 10% | 10% | -0.3 |
| <i>Adults who work in my school treat students with respect.</i> | | | | | | |
| Strongly Agree/Agree | -- | -- | -- | 91% | 90% | -- |
| Disagree/Strongly Disagree | -- | -- | -- | 9% | 10% | -- |
| <i>Students in my school treat each other with respect.</i> | | | | | | |
| Strongly Agree/Agree | 65% | 66% | 76% | 75% | 68% | 0.8 |
| Disagree/Strongly Disagree | 35% | 34% | 24% | 25% | 32% | -0.8 |

School Climate: Rules and Expectations

| | 2009-10 | 2010-11 | 2011-12 | 2012-13 | 2013-14 | Average Percentage Point Change (2010-14) |
|--|---------|---------|---------|---------|---------|---|
| <i>There are clear rules about what students can and cannot do.</i> | | | | | | |
| Strongly Agree/Agree | 89% | 93% | 93% | 93% | 92% | 0.8 |
| Disagree/Strongly Disagree | 11% | 7% | 7% | 7% | 8% | -0.8 |
| <i>The school principal and teachers consistently enforce school rules.</i> | | | | | | |
| Strongly Agree/Agree | 84% | 87% | 89% | 85% | 88% | -0.5 |
| Disagree/Strongly Disagree | 16% | 13% | 11% | 15% | 12% | 0.5 |
| <i>If I skipped school at least one of my parents/guardians would be notified.</i> | | | | | | |
| Strongly Agree/Agree | 93% | 92% | 95% | 93% | 95% | 0.5 |
| Disagree/Strongly Disagree | 7% | 8% | 5% | 7% | 5% | -0.5 |
| <i>Students caught drinking, smoking or using an illegal drug are not allowed to participate in any extracurricular activity for some time period.</i> | | | | | | |
| Strongly Agree/Agree | 87% | 91% | 90% | 91% | 92% | 1.3 |
| Disagree/Strongly Disagree | 13% | 8% | 10% | 9% | 8% | -1.3 |
| <i>If I got in trouble at school for breaking a rule, at least one of my parents/guardians would support the school's disciplinary action.</i> | | | | | | |
| Strongly Agree/Agree | -- | 90% | -- | 90% | 90% | -- |
| Disagree/Strongly Disagree | -- | 10% | -- | 10% | 10% | -- |
| <i>My school lets a parent/guardian know if I've done something wrong.</i> | | | | | | |
| Strongly Agree/Agree | 94% | 94% | 95% | 95% | 94% | 0.0 |
| Disagree/Strongly Disagree | 6% | 6% | 5% | 5% | 6% | 0.0 |

School Climate: Bullying

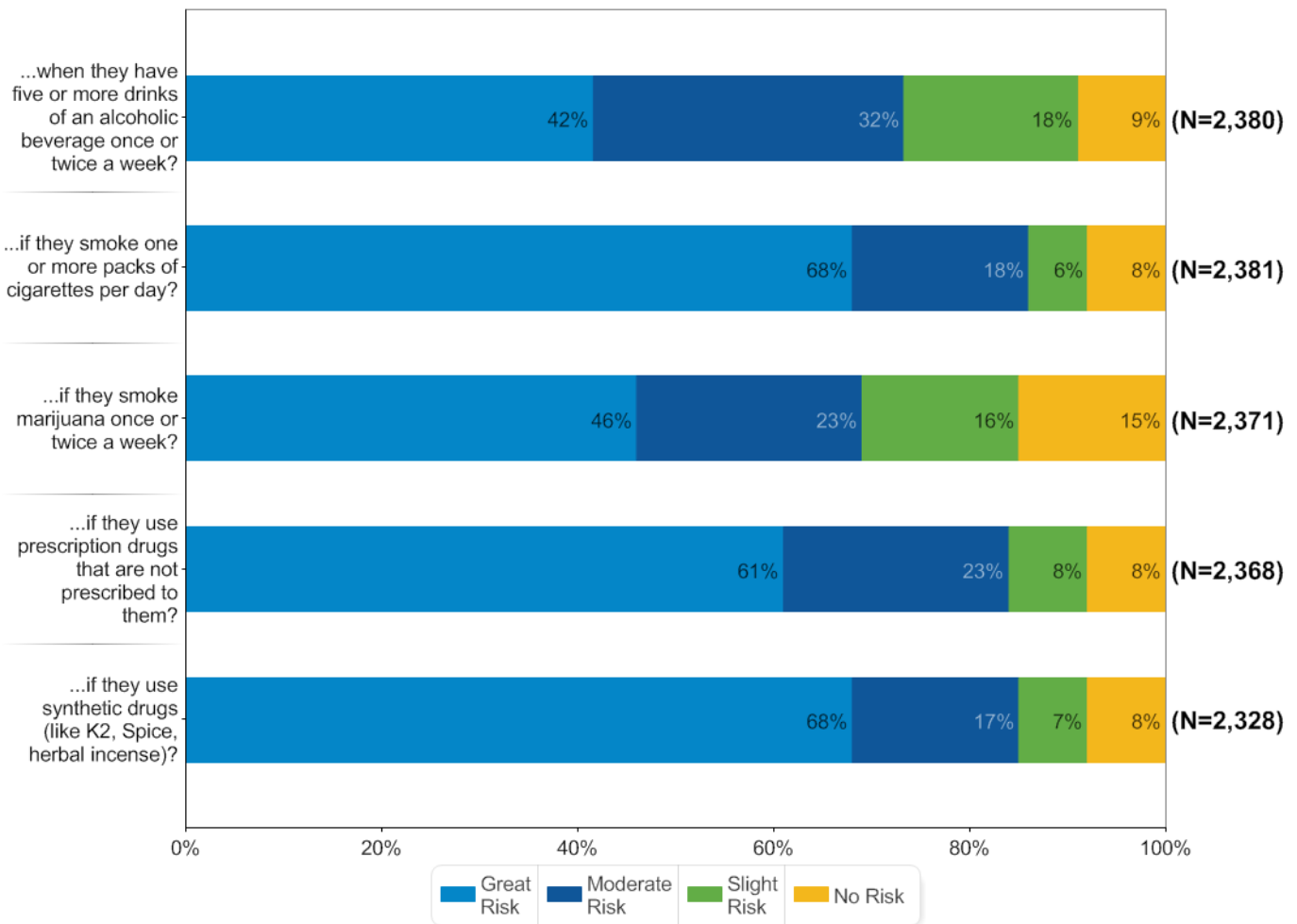
In the past 30 days, how often have the following happened?

| | 2009-10 | 2010-11 | 2011-12 | 2012-13 | 2013-14 | Average Percentage Point Change (2010-14) |
|--|---------|---------|---------|---------|---------|---|
| <i>I was called names, made fun of or teased in a hurtful way.</i> | | | | | | |
| 0 Times | 57% | 67% | 62% | 62% | 54% | -0.8 |
| 1 or more Times | 43% | 33% | 38% | 38% | 46% | 0.8 |
| <i>Other students left me out of things on purpose, excluded me from their group of friends or completely ignored me.</i> | | | | | | |
| 0 Times | 67% | 78% | 69% | 73% | 64% | -0.8 |
| 1 or more Times | 33% | 22% | 31% | 27% | 36% | 0.8 |
| <i>I was hit, kicked, pushed, shoved around or locked indoors.</i> | | | | | | |
| 0 Times | 78% | 88% | 81% | 86% | 83% | 1.3 |
| 1 or more Times | 22% | 12% | 19% | 14% | 17% | -1.3 |
| <i>Other students told lies, spread false rumors about me or tried to make others dislike me.</i> | | | | | | |
| 0 Times | -- | 75% | -- | 73% | 65% | -- |
| 1 or more Times | -- | 25% | -- | 27% | 35% | -- |
| <i>I was made fun of because of my race or color.</i> | | | | | | |
| 0 Times | -- | 91% | -- | 90% | 87% | -- |
| 1 or more Times | -- | 9% | -- | 11% | 13% | -- |
| <i>I was made fun of because of my religion.</i> | | | | | | |
| 0 Times | -- | 94% | -- | 93% | 92% | -- |
| 1 or more Times | -- | 6% | -- | 6% | 8% | -- |
| <i>Other students made sexual jokes, comments or gestures that hurt my feelings.</i> | | | | | | |
| 0 Times | -- | 87% | -- | 85% | 82% | -- |
| 1 or more Times | -- | 13% | -- | 15% | 18% | -- |
| <i>I have received a threatening or hurtful message from another student in an e-mail, on a website, on a cell phone, from pager text messaging, in an internal chat room or in instant messaging.</i> | | | | | | |
| 0 Times | -- | 91% | -- | 93% | 88% | -- |
| 1 or more Times | -- | 9% | -- | 7% | 12% | -- |

Substance Abuse & Perception of Risk

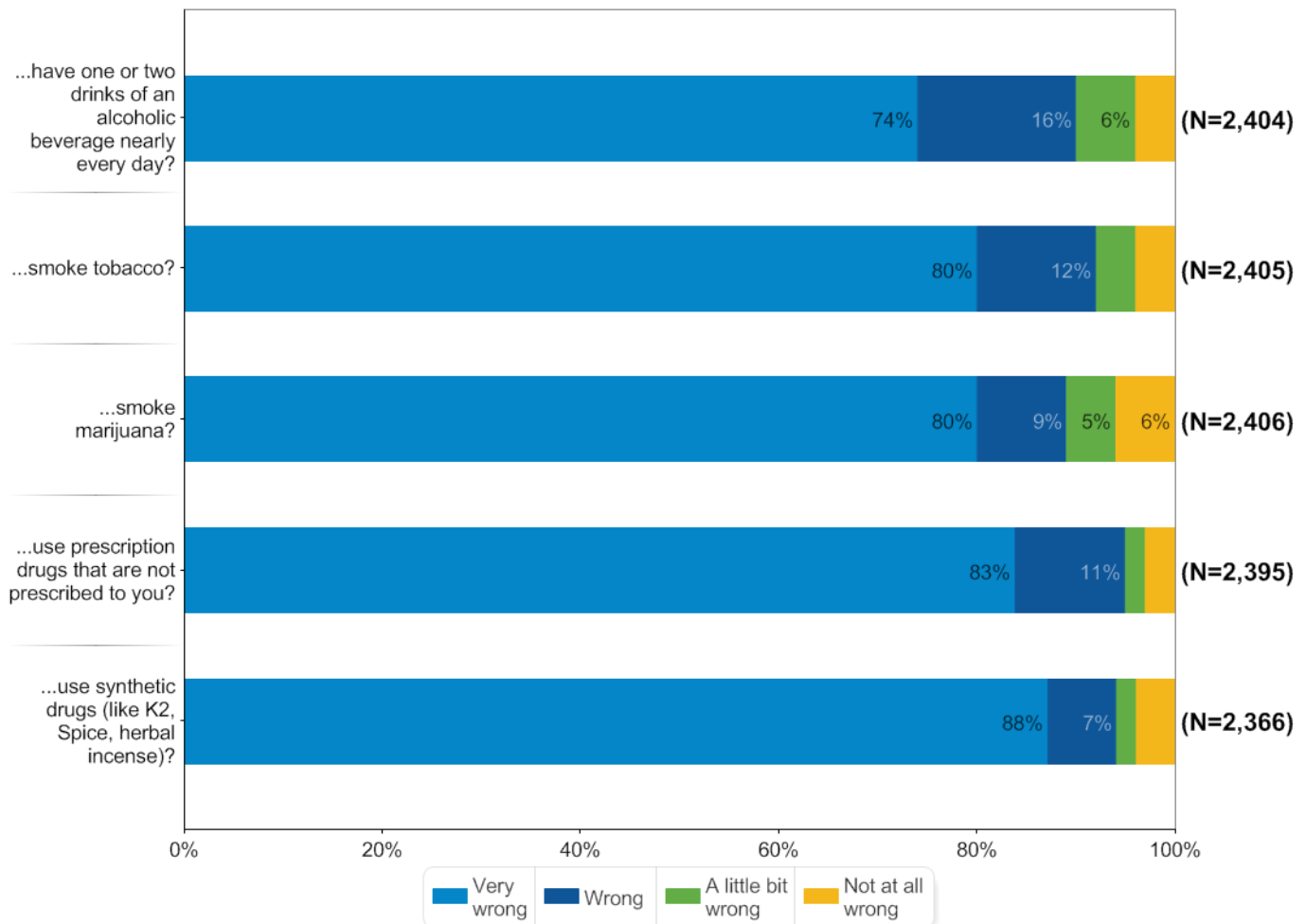
How much do you think people risk harming themselves (physically or in other ways) . . .

| | Great Risk | Moderate Risk | Slight Risk | No Risk | Total Responses |
|--|------------|---------------|-------------|---------|-----------------|
| ...when they have five or more drinks of an alcoholic beverage once or twice a week? | 42% | 32% | 18% | 9% | 2,380 |
| ...if they smoke one or more packs of cigarettes per day? | 68% | 18% | 6% | 8% | 2,381 |
| ...if they smoke marijuana once or twice a week? | 46% | 23% | 16% | 15% | 2,371 |
| ...if they use prescription drugs that are not prescribed to them? | 61% | 23% | 8% | 8% | 2,368 |
| ...if they use synthetic drugs (like K2, Spice, herbal incense)? | 68% | 17% | 7% | 8% | 2,328 |



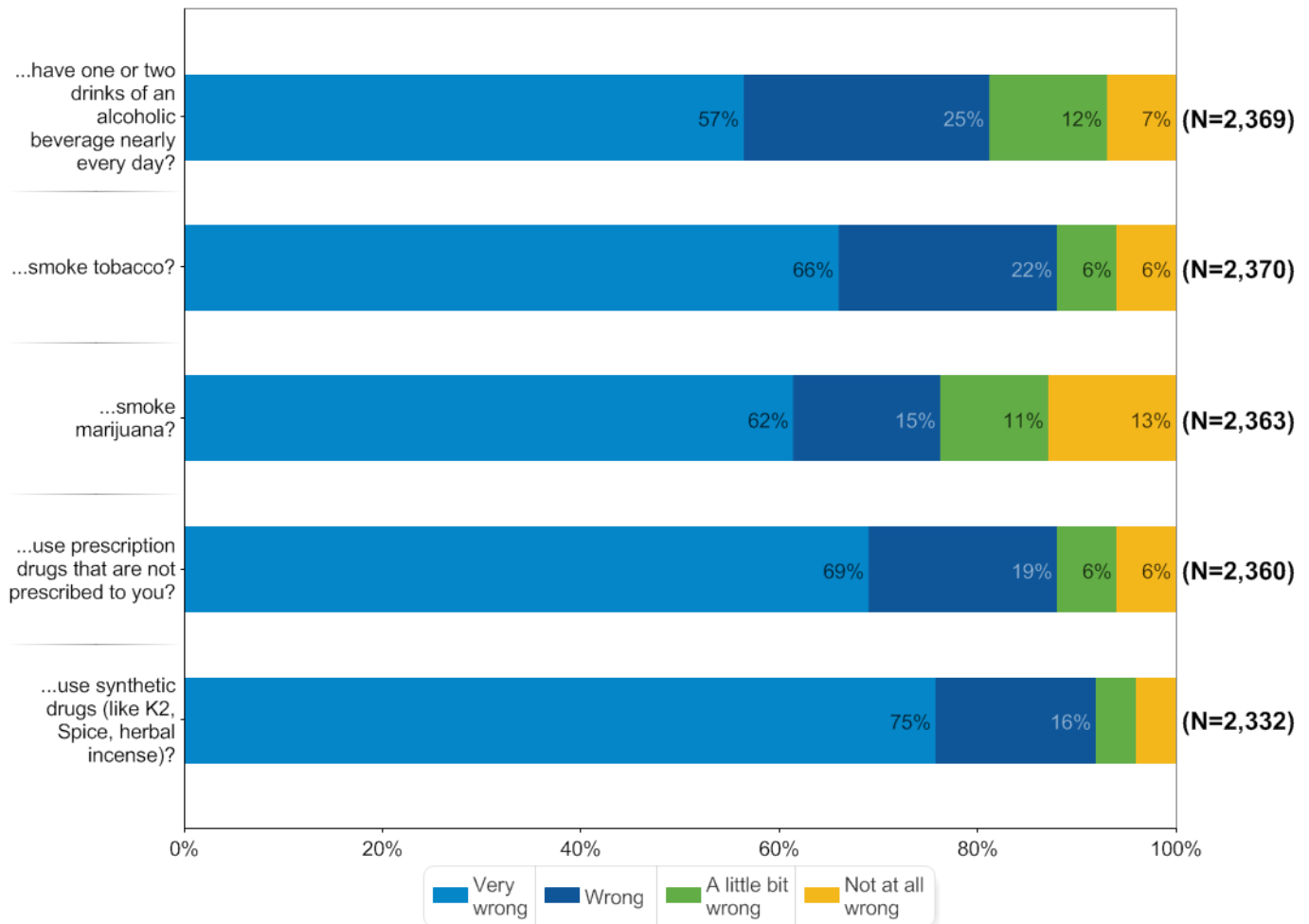
How wrong do your parents feel it would be for you to . . .

| | Very wrong | Wrong | A little bit wrong | Not at all wrong | Total Responses |
|--|------------|-------|--------------------|------------------|-----------------|
| ...have one or two drinks of an alcoholic beverage nearly every day? | 74% | 16% | 6% | 4% | 2,404 |
| ...smoke tobacco? | 80% | 12% | 4% | 4% | 2,405 |
| ...smoke marijuana? | 80% | 9% | 5% | 6% | 2,406 |
| ...use prescription drugs that are not prescribed to you? | 83% | 11% | 2% | 3% | 2,395 |
| ...use synthetic drugs (like K2, Spice, herbal incense)? | 88% | 7% | 2% | 4% | 2,366 |



How wrong do your friends feel it would be for you to . . .

| | Very wrong | Wrong | A little bit wrong | Not at all wrong | Total Responses |
|--|------------|-------|--------------------|------------------|-----------------|
| ...have one or two drinks of an alcoholic beverage nearly every day? | 57% | 25% | 12% | 7% | 2,369 |
| ...smoke tobacco? | 66% | 22% | 6% | 6% | 2,370 |
| ...smoke marijuana? | 62% | 15% | 11% | 13% | 2,363 |
| ...use prescription drugs that are not prescribed to you? | 69% | 19% | 6% | 6% | 2,360 |
| ...use synthetic drugs (like K2, Spice, herbal incense)? | 75% | 16% | 4% | 4% | 2,332 |



2013-14 Substance Abuse

During the past 30 days did you . . .

| | Yes | No | If Yes, on how many days? | | |
|--|-----|-----|---------------------------|--------|-------|
| | | | Mean | Median | Range |
| ...drink one or more drinks of an alcoholic beverage? | 10% | 90% | 5 | 2 | 0-30 |
| ...smoke part or all of a cigarette? | 3% | 97% | 10 | 2 | 0-30 |
| ...smoke marijuana or hashish? | 8% | 92% | 10 | 5 | 0-30 |
| ...use prescription drugs that were not prescribed to you? | 3% | 97% | 10 | 4 | 0-30 |
| ...use synthetic drugs (like K2, Spice, herbal incense)? | 1% | 99% | 8 | 0 | 0-30 |

Substance Abuse Over Time

During the past 30 days did you . . .

| | 2009-10 | 2010-11 | 2011-12 | 2012-13 | 2013-14 | Average Percentage Point Change (2010-14) |
|--|---------|---------|---------|---------|---------|---|
| ...drink one or more drinks of an alcoholic beverage? | | | | | | |
| Yes | 12% | 13% | 14% | 10% | 10% | -0.5 |
| ...smoke part or all of a cigarette? | | | | | | |
| Yes | 5% | 4% | 5% | 4% | 3% | -0.5 |
| ...smoke marijuana or hashish? | | | | | | |
| Yes | 8% | 6% | 8% | 6% | 8% | 0.0 |
| ...use prescription drugs that were not prescribed to you? | | | | | | |
| Yes | -- | -- | -- | 4% | 3% | -- |

K12 *Insight* is a technology-based research and communications firm that helps school district leadership better engage in conversations with parents, teachers, staff, students and the general public on critical district issues.

K12 *Insight's* approach results in greater transparency and collaborative decision-making.

Watch our [Candid Conversations video](http://bit.ly/12m6z4x), at <http://bit.ly/12m6z4x>, to learn more about how we work.